

TABLE OF CONTENTS

Page No.

SECTION 1 - Course Design

General Principles	1
Safety	1
Quality	1
Balance	1
Diversity	1
Freestyle	1
Difficulty	1
Types of Courses	1
Principal Courses of Fire:	1
“Short Courses”	1
“Medium Courses”	1
“Field Courses”	1
Supplementary Courses:	2
“Standard Exercises”	2
“Shoot-Off”	2
IPSC Sanctioning	2

SECTION 2 - Course Construction & Modification

General Regulations	2
Physical Construction	2
Safe Angles of Fire	2
Safe Distances	2
Impractical Behaviour	2
Range Surface	3
Obstacles	3
Common Firing Lines	3
Target Placement	3
Target Presentation	3
Course Construction Criteria	3
Charge Lines and Fault Lines	3
Climbing Barriers	4
Barriers	4
Solid Tunnels	4
“Cooper” Tunnels	4
Stage Props	4
Holster Retention Test	4
Modifications to Course Construction	4
Safety Areas	5

SECTION 3 - Course Information

General Regulations	5
Published Courses of Fire	5
Non-Published Course of Fire	5
Written Stage Briefings:	5
Local, Regional and National Rules:	6

SECTION 4 - Range Equipment

Targets - General Principles	6
IPSC Approved Targets - Paper	7
IPSC Approved Targets – Metal.....	7
Rearrangement Of Range Equipment Or Surface	8
Range Equipment Failure and other issues	8
Altered target position.....	8

SECTION 5 – Competitor Equipment

Handguns & Equipment	8
Handguns.....	8
Holsters and other competitor equipment.....	9
“Duty Rigs”.....	10
Eye and Ear Protection.....	10
Ammunition and related equipment	10
Chronograph and Power Factors	11
Power Ratings.....	11
Chronograph.....	11
Chronograph Procedure	11
Malfunctions - Competitor’s Equipment.....	12

SECTION 6 : Competition Structure

General Principles	12
Stage.....	13
Standard Exercises.....	13
String.....	13
Match	13
Tournament.....	13
Shoot Off	13
League.....	13
Competition Divisions	13
Competition Categories	14
Regional Teams	14
Competitor Status and Credentials	14
Competitor Scheduling and Squadding.....	15

SECTION 7 : Range Management

Match Officials	15
Range Officer	15
Chief Range Officer	15
Stats Officer	15
Range Master.....	15
Match Director	15
Discipline of Match Officials	15

SECTION 8 : The Course of Fire

Handgun Ready Conditions.....	16
Revolvers:	16
Self-loading Pistols:	16
“Single action”	16
“Double action” & “Safe action”	16
“Selective action”	16

Ready Position	16
Range Communications	16
"Range Is Hot".....	16
"Load And Make Ready"	16
"Are You Ready?"	16
"Standby"	17
"Start Signal"	17
"Stop"	17
"If You Are Finished, Unload And Show Clear"	17
"Gun Clear, Hammer Down, Holster"	17
Revolvers	17
Self-loaders	17
"Range Is Clear"	17
Reloading	17
"Reloading"	17
Movement	17
Changing positions.....	17
Assistance or Interference	17

SECTION 9 : Scoring

General Regulations.....	18
Approaching Targets	18
Touching Targets	18
Prematurely Patched Targets	18
Un-restored Targets.....	18
Impenetrable	18
Scoring Methods.....	18
"Virginia Count"	19
"Comstock"	19
Scoring Ties.....	19
Scoring and Penalty Values	19
Scoring Policy	19
Score Verification and Challenge	20
Score Sheets	20
Scoring Responsibility.....	21
Scoring of Moving Targets	21
Official Time	21

SECTION 10 : Penalties

Procedural Penalties	21
Match Disqualification – General Regulations	22
Match Disqualification for Safety Infractions.....	23
Accidental Discharge	23
Unsafe Gun Handling.....	23
Match Disqualification - Unsportsmanlike Conduct.....	24
Match Disqualification - Prohibited Substances.....	25

SECTION 11 : Arbitration & Interpretation of Rules

General Principles	25
Administration.....	25
Access	25
Appeals	25
Appeal to Committee	25
Retain Evidence	25
Preparing the Protest.....	26

Match Official's Duty	26
Range Master or Match Director's Duty	26
Composition of Committee.....	26
Arbitration Committee.....	26
Time Limits & Sequences.....	26
Time Limit for Arbitration Request.....	26
Decision Time Limit	26
Fees	26
Protest Fee.....	26
Protest Fees	26
Rules of Procedure	26
Committee's Duty and Procedures	26
Submissions	26
Hearing	26
Witnesses	27
Questions	27
Opinions	27
View Area	27
Undue Influence.....	27
Deliberation	27
Verdict and Subsequent Action.....	27
Committee Decision	27
Implement Decision	27
Decision id Final.....	27
Minutes	27
Third Party Protests.....	27
Interpretation of Rules	27
Miscellaneous Matters	27

SECTION 1 - Course Design

The following general principles of course design list the criteria, responsibilities and restrictions governing course designers as the architects of the sport of IPSC shooting.

1.1 General Principles

- 1.1.1 Safety – Course designers must be primarily concerned with safety. Planning and construction must provide complete safety for competitors, officials, and spectators.
- 1.1.2 Quality – The value of IPSC shooting competition is determined by the quality of the challenge presented in the course design. Courses of fire shall be designed primarily to test a competitor's IPSC shooting skills, and not their physical strength or gymnastic abilities.
- 1.1.3 Balance – Accuracy, power and speed are equivalent elements of IPSC shooting, and are expressed in the Latin words "Diligentia, Vis, Celeritas" ("DVC"). A properly balanced course of fire will depend largely upon the nature of the challenges presented therein, however courses shall be designed, and IPSC shooting competitions shall be conducted in such a way, as to evaluate these elements equally.
- 1.1.4 Diversity – IPSC shooting challenges shall be diverse. While it is not necessary to construct new courses for each competition, no single course shall be repeated to allow its use to be considered a definitive measure of IPSC shooting skills.
- 1.1.5 Freestyle – IPSC competition is freestyle. With the exception of Standard Exercises, a course of fire may not specify a shooting position or stance. However, conditions may be created and constructed to compel a competitor into positions or stances required by stage design. These conditions may include barriers and other physical limitations. Competitors shall be permitted to solve the challenge presented in a freestyle manner and shall always be allowed to engage targets on an "as and when visible" basis. Mandatory reloads may not be specified except in Standard Exercises. A course of fire may specify weak hand or strong hand. The specified hand must be used exclusively from the point stipulated for the balance of the string or stage.
- 1.1.6 Difficulty – IPSC shooting competitions present varied degrees of difficulty. No shooting challenge or time limit may be protested as being prohibitive. This does not apply to non-shooting challenges. Objects to be lifted, carried, activated or surmounted shall equitably allow for differences in competitor's height and physical build.

1.2 Types of Courses

IPSC shooting competitions may contain the following types of courses of fire:

1.2.1 Principal Courses of Fire:

1.2.1.1 "Short Courses" shall not require more than nine (9) rounds to complete and no more than two (2) shooting positions.

1.2.1.2 "Medium Courses" shall not require more than sixteen (16) rounds to complete and no more than three (3) shooting positions. Course construction shall not allow more than 9 rounds to be fired from any single position or view.

1.2.1.3 "Field Courses" shall not require more than twenty-eight (28) rounds to complete. Course construction shall not allow more than 9 rounds to be fired from any single position or view.

1.2.1.4 A good balance for an IPSC competition is a ratio of three (3) Short Courses to two (2) Medium Courses to one (1) Field Course.

1.2.2 Supplementary Courses:

1.2.2.1 “Standard Exercises” shall not require more than twenty-four (24) rounds to complete, or more than six (6) rounds for each component string or twelve (12) rounds if a mandatory reload is specified. Mandatory reloads, positions and stances may be specified. Standard Exercises shall not be included in Level III or higher competitions.

1.2.2.2 “Shoot-Off” shall not require more than nine (9) rounds to complete and shall require one (1) mandatory reload.

1.3 IPSC Sanctioning

1.3.1 Course designers wishing to receive IPSC sanctioning shall comply with the general principles of course design and course construction as well as all other current IPSC rules and regulations. Courses of fire that do not comply with these requirements will not be sanctioned, and will not be publicized or announced as IPSC sanctioned competitions.

1.3.2 The IPSC President, his delegate, or an officer of the confederation (in that order) may withdraw IPSC sanctioning from a competition. Such action may be taken at any time where, in his or their opinion, a match contravenes the purpose or spirit of the principles of course design or is in breach of any of the current IPSC rules or is likely to bring the sport of IPSC shooting into disrepute.

1.3.3 IPSC match levels are specified in Appendix A.

1.3.4 IPSC requires international sanction for Level III and higher matches. Individual Regions shall structure procedures to ensure that Level I and II matches comply with IPSC regulations.

SECTION 2 - Course Construction & Modification

The following general regulations of course construction list the criteria, responsibilities and restrictions applicable to courses of fire in IPSC competitions. Course designers, host organizations, and officials are governed by these regulations.

2.1 General Regulations

2.1.1 Physical Construction – Safety considerations in the design, physical construction, and stated requirements for any course of fire are the responsibility of the host organization subject to the approval of the Range Master or Match Director. Every possible effort must be made to prevent any injury to competitors, officials or spectators during the competition. Course design should prevent inadvertent unsafe actions wherever possible. Consideration must be given to the operation of any course of fire to provide suitable access for officials supervising the competitors.

2.1.2 Safe Angles of Fire – Courses of fire shall always be constructed taking into account safe angles of fire. Consideration must be given to safe target and frame construction and the angle of any possible ricochets. The physical dimensions and suitability of backstops and side berms shall be determined as part of the construction process.

2.1.3 Safe Distances – Whenever metal targets are employed in a course of fire, precautions shall be taken to ensure that competitors and match officials maintain a minimum distance of (10) meters from them while they are being engaged.

2.1.4 Impractical Behaviour – When a course is constructed to include target positions other than immediately downrange, organizers and officials must protect or restrict surrounding areas to which officials, spectators or competitors have access. Each competitor must be allowed to solve the competitive problem in their own way and must not be hindered by being forced to act in any manner which might cause unsafe action. Targets shall be arranged so that their engagement on an “as and when visible” basis will not cause competitors to breach

safe angles of fire. Competitors shall never be required to re-holster a handgun during the course of fire. A course of fire shall not require the competitor to draw the handgun with the weak hand.

- 2.1.5 Range Surface – Range surfaces shall be prepared or altered prior to the competition to provide adequate safety for competitors and officials. Consideration should be given to the results of inclement weather and competitor actions. When IPSC Pepper Poppers are used in a course of fire, care should be taken to ensure that the location or foundation area is prepared to provide consistent operation throughout the competition. Range officials may add gravel, sand or other materials to a deteriorated range surface for safety reasons. Competitors may not protest these range maintenance actions.
- 2.1.6 Obstacles – Natural or created obstacles in a course of fire shall equitably allow for variations in competitors' height and physical build and must be constructed and employed to ensure that the safety of all competitors, match officials, and spectators is not compromised. Obstacles shall be constructed to a maximum height of 2 meters.
- 2.1.7 Common Firing Lines – Courses of fire where multiple competitors are required to fire simultaneously from a common firing line (e.g. Standard Exercises, Shoot-Off), shall provide a minimum of 1.5 meters of free space between each competitor.
- 2.1.8 Target Placement – Care must be taken with the physical placement of paper targets to prevent “shoot throughs”.
- 2.1.8.1 Target positions should be clearly marked on the target stands to ensure consistent location throughout the competition when targets are replaced.
- 2.1.8.2 Course design must prevent competitors from engaging steel targets from closer than 10 meters. Where possible, this should be done with physical barriers. If charge lines are used to limit the approach to steel targets, they must be placed at least 11 meters from the targets so that the competitor may inadvertently fault the line and still be outside the ten (10) meter safety limit.
- 2.1.9 Target Presentation – In many cases, targets are fixed to wooden uprights and cross members. Where possible, target holders and stands should be cut back so that they do not extend past the upper and side borders. This results in an improved visual presentation. (See Appendix B)

2.2 Course Construction Criteria

During the construction of a course of fire, a variety of physical barriers may be used to restrict competitor movement and to provide additional competitive challenges as follows:

- 2.2.1 Charge Lines and Fault Lines – It is preferable to restrict competitor movement with physical barriers. However, the use of charge and fault lines is permitted as follows:
- 2.2.1.1 Charge lines are used to restrict unreasonable movement by competitors toward or away from targets.
- 2.2.1.2 Fault lines are used to force the competitor to engage targets from behind physical barriers. They may be positioned at any angle extending to the rear of these barriers. Fault lines should be a minimum of 1 meter in length and unless otherwise stated in the stage briefing, they are deemed to extend to infinity.
- 2.2.1.3 Charge lines and fault lines should be constructed of wooden boards or other suitable material and should extend a maximum of five (5) centimetres above ground level. This will provide both physical and visible references to the competitors to prevent inadvertent foot faults. Care should be taken to ensure that the fault lines or charge lines are fixed firmly in place and do not present a trip hazard. This will also ensure that they are equal for all competitors throughout the competition.
- 2.2.1.4 The introduction or modification of fault lines and charge lines after competitors have completed the course of fire shall be permitted only with the prior consent of the Range Master or Match Director.

- 2.2.2 Climbing Barriers – Courses of fire may include the use of barriers or major obstacles to be surmounted by competitors. Obstacles used in this way shall not exceed a height of two (2) meters. Obstacles over one(1) meter in height shall be supplied with scaling aids to assist competitors and shall be constructed to provide for the competitor’s safety in the following ways:
- 2.2.2.1 Obstacles shall be firmly anchored and braced to provide adequate support when in use. Any sharp or rough surfaces shall be removed to prevent injury to competitors and/or match officials. The descending side of any obstacle shall be clear of obstructions or natural hazards.
- 2.2.2.2 Competitors must be allowed to test such obstacles before the course of fire and should be given a short period to do so.
- 2.2.3 Barriers – Barriers for use by competitors shall be constructed in the following manner:
- 2.2.3.1 They must be high enough to serve the intended purpose and strong enough to allow their use in a braced shooting position.
- 2.2.3.2 They shall include fault lines projecting rearward at ground level from the side edges.
- 2.2.4 Solid Tunnels – Solid tunnels that a competitor is required to enter or pass through shall be constructed of suitable material and to any length. However, sufficient ports shall be provided to allow match officials to safely monitor competitor action. Tunnel mouth edges shall be prepared to prevent injury to competitors and match officials. Course designers must clearly designate the entrance and exit portions of the tunnel as well as the parameters for engagement of any targets from within the tunnel (e.g. Fault lines and charge lines)
- 2.2.5 “Cooper” Tunnels – Cooper tunnels may be constructed to any height with braced uprights supporting loose wooden slats. Overhead material will be dislodged if the competitor bumps or strikes the overhead material and must not be heavy enough to present a safety hazard.
- 2.2.6 Stage Props – Where these items are intended to support a competitor in motion or while engaging targets, they must be constructed with the safety of the competitor and match officials as a priority. Provisions shall be made to allow match officials to safely monitor and control competitor action at all times. Props shall be strong enough to withstand use by all competitors.
- 2.2.6.1 Competitors shall not be required to holster the handgun before ascending these obstacles.
- 2.2.6.2 Scaling aids should be provided to assist competitors if these obstacles are built to a height exceeding one (1) meter.
- 2.2.6.3 The surface of any structure to be traversed by competitors shall be kept clear of debris that may cause loss of footing.
- 2.2.7 Holster Retention Test – A holster retention test during a course of fire shall always be conducted prior to loading the handgun. The area designated for the test must be clearly marked and the stage briefing must explain the test procedure.
- 2.3 Modifications to Course Construction
- 2.3.1 Match officials may modify the physical construction or stage procedure for a course of fire for reasons of safety provided that such changes are approved by the Match Director or Range Master. Any such physical changes or additions to published course of fire should always be completed before the match begins.
- 2.3.2 All competitors must be notified of any such changes as soon as possible. As a minimum, they must be notified verbally by the official in charge of the course of fire as part of the stage briefing and on the written stage instruction sheet.
- 2.3.3 If the Range Master or Match Director approves any such action after the competition begins they must either:

2.3.3.1 Allow the course of fire to continue with the modification affecting only those competitors who have not already completed the stage. If a competitor's actions caused the change, that competitor shall be required to re-shoot the altered course of fire.

2.3.3.2 If possible, require all competitors to complete the course of fire as revised with all previous attempts removed from the match scores.

2.3.4 In the event that the Range Master or Match Director determine that the physical or procedural change results in a loss of competitive equity and it is impossible for all competitors to compete in the revised stage or if the stage has been rendered unsuitable or unworkable, that stage shall be deleted from the match. In this case, all competitors' scores for the stage shall be removed from the match scores.

2.4 Safety Areas

The host organization shall be responsible for the construction and placement of a sufficient number of safety areas for the competition. They should be conveniently placed and easily identified with signs. Safety areas should include a table with the safe direction and boundaries clearly shown.

2.4.1 Competitors are permitted to use the Safety Areas as follows:

2.4.1.1 Casing, uncasing and holstering unloaded firearms.

2.4.1.2 Practice drawing, "dry-firing" and re-holstering of unloaded firearms.

2.4.1.3 Practice the insertion and removal of empty magazines and/or to cycle the action of a handgun.

2.4.1.4 Conduct inspections, stripping, cleaning, repairs and maintenance of firearms, component parts and other accessories.

2.4.2 Dummy ammunition and live rounds may not be handled in a Safety Area under any circumstances.

SECTION 3 - Course Information

3.1 General Regulations

Many courses of fire or stages are very complex. They may include sophisticated range equipment and complicated movements. The competitor is always responsible to fulfill these requirements but can only reasonably be expected to do so after receiving the stage briefing which must adequately explain the requirements to the competitors. Course information can be broadly divided into the following types:

3.1.1 Published Courses of Fire – All competitors shall receive the same details of the course of fire within the same notice period, and in advance of the date fixed for the competition. Match officials shall have the right to modify courses of fire published or otherwise described in match literature for any reason. Any such changes should be made, wherever possible, prior to commencement of the competition (see rule 2.3).

3.1.2 Non-Published Course of Fire – Same as 3.1.1 except that the details for the course of fire are not published beforehand. The stage instructions are provided in the stage briefing.

3.2 Written Stage Briefings:

3.2.1 At IPSC Level III or higher competitions, a written stage briefing approved by the Range Master or Match Director, should be posted at each course of fire prior to commencement of the competition. This briefing shall take precedence over any course of fire information published or otherwise communicated to competitors in advance of the competition.

- 3.2.2 The range official in charge of a course of fire shall read out the written stage briefing verbatim to each squad. Written stage briefings shall provide the following minimum information to competitors:

Stage number:

Scoring Method:

Targets (type & number):

Minimum number of rounds:

Start position:

Time starts: audible or visual signal

Time stops on the last shot

Penalties: Per the current edition IPSC rule book

Procedure:

- 3.2.3 The Range Master or Match Director shall be allowed to modify a written stage briefing at anytime for reasons of clarity, consistency or safety. Competitors who have attempted the course, prior to any change, in a manner that the Range Master or Match Director determines to be inconsistent with the modification shall be required to re-shoot the modified course. In the event that this is not possible, the Range Master or Match Director may allow the course to continue with only the competitor whose actions brought about the change required to re-shoot. If in the opinion of the Range Master or Match Director, the competitive balance or equality has been lost, the course of fire shall be removed from the competition and all scores shall be recorded as zero for that course of fire.
- 3.2.4 All props, walls, barriers, screens and vision barriers shall be deemed to be impenetrable (“hard” cover) unless the written stage briefing states otherwise. Any hit on a scoring target or penalty target which is determined to have passed through “hard” cover, shall not count for score or penalty. Any hit on a metal reactive or activator target through “hard” cover shall be treated as range equipment failure.
- 3.3 Local, Regional and National Rules:
- 3.3.1 IPSC competitions are governed by the rules in this rulebook. Host organizations may not enforce local rules except to comply with legislation or legal precedent in the applicable jurisdiction. Any voluntarily adopted rules that are not in compliance with the IPSC rules shall not be applied to IPSC competition without the express consent of the Regional Directorate.

SECTION 4 - Range Equipment

- 4.1 Targets - General Principles
- 4.1.1 Only targets approved by the IPSC General Assembly and which fully comply with the specifications in Appendices C, D and H shall be used for all IPSC competitions.
- 4.1.2 Targets shall be scored in accordance with Appendices C, D and H as specified by the IPSC General Assembly.
- 4.1.3 Scoring targets used in all IPSC competitions shall be of a single plain color, as follows:
- 4.1.3.1 Scoring paper targets shall be of a typical cardboard solid color.
- 4.1.3.2 Scoring metal targets shall be painted a solid color.

4.1.4 Paper scoring targets and metal targets used as penalty targets must be clearly marked or of a solid color different from scoring targets.

4.1.5 Concealed targets used in a course of fire may be partially or wholly concealed through the use of “soft” or “hard” cover, as follows:

4.1.5.1 Cover provided merely to obscure the view of targets shall be considered "soft" cover. Shots which have passed through “soft” cover and which strike a scoring target shall score. Shots that have passed through “soft” cover before hitting a penalty target shall be penalized. All scoring zones on targets concealed by "soft" cover shall be left wholly intact.

4.1.5.2 Cover provided to totally conceal all or a portion of targets shall be considered “hard” cover. Wherever possible “hard” cover should not be simulated but constructed using impenetrable materials.

4.2 IPSC Approved Targets - Paper

4.2.1 An IPSC competition shall utilize a single type of paper target.

4.2.2 Paper targets shall have scoring lines and non-scoring borders clearly marked on the scoring surface however scoring lines and non-scoring borders should not be visible past a distance of ten (10) meters. The scoring zones provide the recognition of power in IPSC competition.

4.2.3 Paper targets shall never be required to receive more than twelve (12) hits before being scored and patched.

4.2.4 Partially concealed paper targets are permitted. Course designers may simulate “hard” cover barriers in the following ways:

4.2.4.1 By constructing simulations to actually conceal a portion of the target.

4.2.4.2 By cutting targets to remove the portion deemed to be concealed by “hard” cover.

4.2.4.3 By painting the portion of the target one solid color to simulate “hard” cover.

4.2.4.4 Paper targets that are physically cut or painted with a solid color shall be fitted with a replacement non-scoring border using adhesive tape or a similar product at least one (1) centimeter wide. The replacement border shall extend the full width of the boundary with the scoring area and must be readily visible.

4.2.4.5 “Hard” cover shall not completely obscure the highest scoring zone on a paper target.

4.3 IPSC Approved Targets – Metal

4.3.1 The two (2) types of approved metal targets used in IPSC competition are as follows:

4.3.1.1 IPSC Poppers, as illustrated in Appendix C, are approved metal targets designed to recognize power and shall be calibrated in accordance with the Appendix C. The smaller Poppers (Mini-Poppers) shall be used solely to simulate longer distances and may not be used in the same course of fire with the larger type.

4.3.1.2 There are at least two versions of Poppers: the Pepper Popper and the Classic Popper. These versions may not be included together in any single competition.

4.3.1.3 IPSC Plates (as illustrated in Appendix D) shall not be used exclusively in any course of fire. Authorized paper targets or Pepper Poppers must be included to recognize power. Scoring metal plates shall always fall or overturn when hit, and must be designed and installed to prevent them from turning edge-on or sideways. Any scoring metal target that turns edge-on or sideways when hit is not permitted.

4.3.2 Metal penalty targets may be constructed either to remain upright or to fall or overturn when hit.

4.4 Rearrangement Of Range Equipment Or Surface

- 4.4.1 The competitor may not rearrange the ground or range equipment prior to the start of a course of fire or stage. The range officials are responsible to ensure that the range equipment and range surface are maintained in accordance with safety and consistency in the course of fire.
- 4.4.2 The competitor may request that the officials take certain actions to ensure consistency and may refer the matter to the CRO on the stage or the Range Master or Match Director. The Range Master or Match Director shall have final authority in matters concerning the range surface.

4.5 Range Equipment Failure and other issues

- 4.5.1 Range equipment shall present the challenge fairly and equitably to all competitors. Range equipment failure includes but is not limited to the displacement of paper targets, the premature activation of metal targets, the malfunction of mechanically or electrically operated equipment, and the failure of props such as openings, ports, and barriers. A competitor who is unable to complete the course of fire due to range equipment failure shall be required to re-shoot the stage following the necessary repairs to the malfunctioning equipment. The exception is as follows:
 - 4.5.1.1 Altered target position – If, the Range Officer observes that the position of a paper or metal target has changed, presenting a more difficult challenge than that presented to previous competitors, the competitor shall be offered a re-shoot. The competitor shall not be permitted to check the score or time from the first attempt prior to making the decision.
- 4.5.2 Chronic malfunction of equipment in a course of fire may result in the removal of that stage from the match results. The Match Director and Range Master are responsible for any such decision.

SECTION 5 – Competitor Equipment

5.1 Handguns & Equipment

- 5.1.1 Competitor equipment is specifically restricted by the regulations for the Division declared by the competitor before the start of the competition. Specific regulations for each of the Divisions are contained in Appendix E. General regulations for IPSC equipment are provided in the following sections.
- 5.2 Handguns
 - 5.2.1 Handguns are separated by Division, but within the regulations of each Division, the firearms shall not be restricted by action or type. The same conditions for time, distance, and scoring shall apply equally to all.
 - 5.2.2 The minimum caliber for handguns to be used in IPSC competitions is 9mm (.354 inches).
 - 5.2.3 There shall be no restriction on the type of sights except as specified in Appendix E .
 - 5.2.4 There shall be no restriction on the trigger pull weight of the handgun except as specified in Appendix E. In all cases the handgun must function safely and as originally designed.
 - 5.2.5 Handguns shall be serviceable and safe. Officiating Range Officers shall have the right to demand examination of a competitor's handgun or related equipment at any time. Examinations may include the primary safety which in all instances must be completely functional in accordance with the original manufacturer's design. The half cock notch, disconnect, and hammer block may also be inspected to ensure that they are functioning as originally designed. If a handgun is declared unserviceable or unsafe, it shall be withdrawn from the competition. The Range Master or Match Director shall have the final authority in decisions relating to this action.

- 5.2.6 In a single competition, a competitor shall use the same handgun for all courses of fire. However, in the event that a competitor's original handgun becomes unserviceable or unsafe during a competition, they may seek permission from the officiating Range Master or Match Director to use a substitute handgun provided:
- 5.2.6.1 The substitute handgun satisfies the requirements of the declared Division and is of the same type, action, and caliber as the handgun the competitor used to start the competition.
 - 5.2.6.2 In using the substitute handgun the competitor will not gain a competitive advantage.
 - 5.2.6.3 The competitor's ammunition, when tested in the substitute handgun, attains the minimum power factor for the declared Division using the official match chronograph.
- 5.2.7 A competitor shall never use or wear on his person more than one (1) handgun.
- 5.2.8 Trigger shoes that extend beyond the width of the trigger guard are expressly prohibited. Handguns with a trigger shoe attached in violation of the above shall be declared unsafe and immediately removed from the competition.
- 5.2.9 Detachable shoulder stocks are prohibited in IPSC competition.
- 5.3 **Holsters and other competitor equipment**
- 5.3.1 In most courses of fire, the competitor's handgun will be securely holstered, with hands clear of the handgun and other equipment prior to the start signal. Other starting positions for the handgun may be stipulated in the written stage briefing.
- 5.3.2 Where an IPSC approved Division specifies a maximum distance that a competitor's handgun may extend away from a competitor's body, the Range Officer may check that a competitor's holstered handgun and equipment is in compliance with the requirements of his declared Division, by measuring:
- 5.3.2.1 The closest distance between the competitor's torso and the center of the longest dimension of the handgun grip.
 - 5.3.2.2 The distance between the competitor's body and the inside length of handgun slide or in the case of a revolver the distance between the competitor's body and the cylinder.
 - 5.3.2.3 These measurements shall be done while the competitor is standing naturally upright and must comply with the regulations for the declared Division.
 - 5.3.2.4 Any competitor who fails the foregoing test shall be required to immediately adjust his holster or equipment to comply with the requirements of the declared Division.
 - 5.3.2.5 The Range Master or Match Director shall make allowances for variations in these requirements due to anatomical considerations. Some competitors may not be able to fully comply.
- 5.3.3 A competitor may re-holster a handgun during a course of fire, provided the re-holstering is accomplished while the competitor is facing a safe direction, and the competitor is also in full compliance with all other safety rules.
- 5.3.4 The belt carrying the holster and all allied equipment shall be at waist level. Either the belt or the inner belt or both must be permanently fixed at the waist or fixed with a minimum of three belt loops.
- 5.3.4.1 Female competitors may be permitted (see Division regulations) to wear belts carrying their holster and other equipment at the hip level. A second belt at the waist level is permitted, however, all equipment must be carried on the lower belt.

5.3.4.2 For purposes of these regulations, the hip (tubercity major of the femur) is defined as the furthest lateral points of the top of the femur. The top of the belt shall not be positioned below the top of this bone.

5.3.5 IPSC competitions shall not require the use of a particular type or brand of holster. Unless specified in the written stage briefing, or unless required by a Range Officer, the position of holsters and allied equipment shall not be moved or changed by a competitor during a competition. If a retaining strap is attached to a holster, it must be applied or closed in the Ready Positions throughout the match. See 8.2

5.3.6 Competitors shall not be permitted to commence a course of fire wearing:

5.3.6.1 A “tie-down” rig, visible or otherwise.

5.3.6.2 Uniformed police or military “duty rigs” or shoulder holsters (except as in 5.3.7 below)

5.3.6.3 A holster, with the heel of the butt of the handgun below the top of the belt;

5.3.6.4 A holster, with the muzzle of the handgun pointing farther than 1 meter from the competitor’s feet while standing relaxed.

5.3.6.5 A holster which does not completely cover the trigger of the handgun.

5.3.7 “Duty Rigs” are defined as holsters and allied equipment issued to active law enforcement officers or military personnel as standard equipment while on duty. Only active personnel in law enforcement and military service may use this equipment in competition and then only if the requirements of 5.3.6.4, 5.3.6.5 and 5.3.8 are satisfied.

5.3.8 Holsters shall be able to retain an unloaded handgun during:

5.3.8.1 A jump from a stationary start position over an obstacle 40cm high.

5.3.8.2 A jump from a stationary start over an obstacle 40cm high and while turning 90 degrees to the left or right in mid-air.

5.3.8.3 Failure during any holster test described above will require the holster to be withdrawn until it complies with the requirements.

5.3.8.4 Any activity within a course of fire.

5.3.8.5 Failure during 5.3.8.4. See Section 10.

5.4 Eye and Ear Protection

5.4.1 All competitors are warned that the correct use of eye and ear protection is in their own interest and of paramount importance to prevent unnecessary injury. It is suggested that eye and hearing protection be worn at all times while on the range.

5.4.2 Host organizations may require the use of such protection while on the range premises. In this case, range officials shall make every effort to ensure that all officials, spectators and competitors are wearing appropriate protection. If an official notices that a competitor has lost or displaced the safety glasses or ear protectors during a course of fire, the official shall immediately stop the competitor and re-shoot the course of fire after they have been replaced. The same procedure shall apply if a competitor has started a course of fire without eye protection or ear protection in place and the official realizes this after the start signal.

5.4.3 Any attempts to gain a competitive advantage by removing the safety glasses or ear protectors after the course of fire has commenced shall be unsportsmanlike conduct and the regulations in Section 11 shall apply.

5.5 Ammunition and Related Equipment

- 5.5.1 Magazines and, speedloaders shall comply with the provisions of the declared Division. Pouches used to carry these items on the belt shall retain their equipment during the holster retention tests (see rule 5.3.8). Equipment that does not pass the test shall be withdrawn until it complies with the requirements.
- 5.5.2 Spare magazines or reloading devices inadvertently dropped or discarded by a competitor after the start signal may be safely retrieved. However, their retrieval shall, at all times, be subject to the safety rules applicable to that particular course of fire.
- 5.5.3 Metal piercing, incendiary or tracer ammunition is prohibited from IPSC competitions.
- 5.5.4 Any ammunition which, in the opinion of a Range Officer, is unsafe, shall be immediately withdrawn from the competition. The final decision rests with the Range Master or Match Director in such cases. Replacement ammunition must pass the requirements of the declared Division as tested by the match chronograph. If the replacement ammunition fails to meet the declared power factor limit, the competitor's match scores will be revised to reflect the new power factor.

5.6 Chronograph and Power Factors

- 5.6.1 The power ratings for each Division in IPSC competition are defined in Appendix E. A chronograph is used to determine the power factor for each firearm and ammunition. Sample cartridges for the chronograph will be taken from each competitor at a time and place determined by the match officials. Ammunition used by a competitor in a match must satisfy the requirements the power factor declared. Match officials may call for additional tests of a competitor's ammunition at any point during the match.

- 5.6.2 Power Ratings – The power factor requirements for each Division are included in Appendix E. The chronograph will provide the bullet velocity for each competitor's ammunition and firearm. The actual bullet weight is then used with the velocity in the formula below.

$$\text{Power Factor} = \frac{\text{bullet weight (grains)} \times \text{velocity (feet per second)}}{1000}$$

- 5.6.3 In the event that a competitor's ammunition does not meet the minimum power factor for the declared Division when calculated as above, the competitor's scores shall be removed from the match score. In this case, the competitor may continue in the competition however, no score or time will be recorded.

- 5.6.4 Chronograph - The Match Organizers must ensure the availability of a chronograph that has been properly setup and verified each day. In the absence of a functioning chronograph, no ammunition may be protested with respect to the declared power factor. Ammunition must be tested using the competitor's firearm.

- 5.6.5 The match chronograph readings must be verified each day in the following manner:

5.6.5.1 At the beginning of the first day of the match, the Range Officer will fire three rounds from the Popper calibration firearm over the chronograph. The average velocity of the test will be recorded. On each of the following match days, the process will be repeated using the same firearm and ammunition (from the same factory lot). The chronograph will be deemed to be within tolerance as long as the daily averages vary no more than +/- 25 feet per second from the first day's readings.

5.6.6 Chronograph Procedure

5.6.6.1 Eight rounds from each competitor will be selected at random by a match official.

5.6.6.2 One bullet is weighed to determine actual bullet weight, and three are fired over the chronograph. In the absence of a bullet puller and scales, the competitor's declared bullet weight may be used.

5.6.6.3 Power factor is calculated using the actual bullet weight and the average velocity of the three rounds fired.

5.6.6.4 If the power factor calculated does not meet the declared factor floor, another three rounds are fired over the chronograph and the factor recalculated using the actual bullet weight and the average velocity of the highest three from the six rounds fired.

5.6.6.5 If the power factor is still insufficient, the competitor has a choice regarding the remaining eighth bullet:

- Competitor can choose to have it weighed and, if heavier than the first one weighed, the power factor calculation in 5.6.5.4 will be recalculated using the new actual bullet weight.
- Competitor can elect to have it fired over the chronograph and recalculated using the actual bullet weight and the average of the three highest velocities from among the seven rounds fired.

5.6.6.6 If the above test is still unsuccessful, the competitor's scores are recalculated as minor, or no score if the minor factor minimum has not been satisfied.

5.7 Malfunctions - Competitor's Equipment

5.7.1 In the event that a competitor's handgun malfunctions, the competitor may safely attempt to correct the problem and continue the course of fire. During such corrective action, the competitor shall keep the muzzle of the handgun pointing safely downrange at all times.

5.7.2 While rectifying a malfunction that requires the competitor to lower the firearm down from "on aim" at a target, the competitor's fingers shall be clearly placed outside the trigger guard.

5.7.3 In the event that a firearm malfunction cannot be corrected by the competitor The competitor shall point the firearm safely downrange and advise the Range Officer. The Range Officer shall terminate the course of fire in the normal manner. The course of fire shall be scored normally including all appropriate miss and failure to engage penalties.

5.7.4 Under no circumstances shall a competitor be permitted to leave a course of fire in the possession of a loaded firearm.

5.7.5 Where the handgun has failed as above, the competitor shall not be permitted to re-shoot the course of fire. This includes the instance where a handgun is declared unserviceable or unsafe during a course of fire.

5.7.6 In the event that a Range Officer terminates a course of fire due to a suspicion that a competitor has an unsafe handgun or ammunition (e.g. "squib" load), the Range Officer shall take whatever steps necessary to return both the competitor and the range to a safe condition. The Range Officer shall then inspect the firearm or ammunition. And proceed as follows:

5.7.6.1 If the Range Officer finds evidence that confirms the suspected problem, the time and score shall be recorded to the point where the competitor was stopped with all appropriate misses and penalties recorded on the score sheet. Under these circumstances, the competitor shall not be entitled to a re-shoot, and the competitor shall be ordered to rectify the problem.

5.7.6.2 If the Range Officer discovers that the suspected safety problem does not exist, the competitor shall be required to re-shoot the stage.

SECTION 6 : Competition Structure

6.1 **General Principles** - Competitions may involve multiple shooting challenges and multiple firearm types used in various combinations (biathlons, triathlons and combined firearms competitions). The following definitions are used for clarity:

- 6.1.1 Stage - An individual shooting challenge. Each stage shall be timed and scored separately, to determine final stage results. A standard exercise stage may consist of more than one string.
- 6.1.2 Standard Exercises - A course of fire consisting of more than one separately timed component strings. Scores and penalties are accumulated on completion of the course of fire to produce the final stage results. Standard exercises shall be scored using Virginia Count only. Procedures for each component string may be specified. This course of fire shall not be included in IPSC sanctioned Level III or higher competitions.
- 6.1.2.1 String - An individual shooting challenge used as part of a standard exercise. The results shall be accumulated to earn stage points.
- 6.1.3 Match - An IPSC shooting competition consisting of a minimum of one stage. The total sum of individual stage results shall be accumulated to declare a match winner. A match shall include only one type of firearm (e.g. handgun or shotgun etc.)
- 6.1.4 Tournament - An IPSC shooting competition consisting of two or more firearm specific matches (i.e. handgun match + shotgun match, or handgun match + rifle match + shotgun match etc.). The total sum of the individual match results in each component match shall be accumulated to declare an overall tournament winner.
- 6.1.5 Shoot Off - A event conducted separately from a match or competition. Eligible competitors compete directly against each other by simultaneously engaging separate but equal metal target arrays in a process of elimination (such as the "J" ladder as depicted in Appendix F).
- 6.1.6 League - An IPSC shooting competition consisting of two or more matches held at different locations and on different dates. The total sum of match results attained by each competitor at each component match shall be accumulated to determine a league winner.
- 6.2 Competition Divisions
- 6.2.1 Competition Divisions recognize different firearms and equipment . The requirements for each Division are listed in Appendix E. A competition shall recognize at least one Division.
- 6.2.2 When multiple Divisions are available in a competition, each Division shall be scored separately and independently. The competition results shall recognize a winner in each Division.
- 6.2.3 Subject to the prior approval of the Match Director, a competitor may enter a competition in more than one Division. However, the competitor may compete for match score in only one Division and that shall be the first attempt in all cases. Match scores shall be accepted for recognition only for the initial completion. Any subsequent attempts in another Division shall not count for match recognition.
- 6.2.4 A match disqualification incurred by a competitor at any time during a competition, shall prevent the competitor from the competition and any subsequent attempts in another Division. However, this is not retroactive. Any previous and complete match scores from another Division shall be included for recognition and awards in that Division.
- 6.2.5 Prior to the commencement of a competition, each competitor shall declare one specific Division for score.
- 6.2.6 Where a competitor fails to declare a specific Division prior to the commencement of a competition or fails to satisfy the equipment or other requirements of a declared Division during the competition, the competitor shall be classified or reclassified to Open Division. In a match where Open division is not recognized, a competitor who is reclassified as a result of equipment noncompliance shall shoot the match for no score. Failure to declare a Division may be corrected by the Range Master or Match Director as long as the requirements for the Division are satisfied.
- 6.2.7 A competitor who is classified or reclassified as above shall be notified as soon as possible, but not later than the time of posting of the stage results.

- 6.2.8 In order for a specific Division to be recognized in an IPSC sanctioned competition, the minimum number of competitors required by the IPSC General Assembly (as specified in Appendix G), must compete in the subject Division.
- 6.2.9 In the event that there are insufficient competitors in a Division, it shall be deleted from the competition. Any competitors affected by this shall be reclassified into another available Division. This reclassification will be determined by the competitor's handgun and equipment and the regulations for the available Divisions.
- 6.2.10 Details of Divisions currently approved by the IPSC General Assembly are listed in Appendix E.
- 6.2.11 Recognition of a competitor in a specific Division shall not preclude further recognition in a category or from inclusion as member of a Regional or other team.
- 6.3 Competition Categories
- 6.3.1 IPSC shooting competitions may involve different "Categories" within the above Divisions. These Categories recognize different levels of competition. Recognition in a Division shall not preclude recognition in a Category, however a competitor may declare only one Category for a match or tournament. Failure to meet the requirements of the declared Category or failure to declare prior to the start of the match will result in exclusion from that Category. Details of currently approved Categories are listed in Appendix G.
- 6.3.2 For IPSC competitions, recognition of any Category requires a minimum number of competitors. See Appendix G.
- 6.4 Regional Teams
- 6.4.1 One Regional team in a Division may be selected on merit by each Region for IPSC Level III or higher competitions. At the discretion of the Match Organizers, other teams may be fielded but will not be eligible for team recognition or awards. Category teams are specified by a vote in the General Assembly.
- 6.4.2 An individual competitor's scores shall be used exclusively for a single team.
- 6.4.3 Teams shall consist of a maximum of four (4) members, however only the scores of the three (3) highest scoring team members shall be used to compute team results.
- 6.4.4 In the event that a member of a team becomes disabled or retires from the competition during the competition, scores attained by that competitor shall continue to stand towards the team score. The affected team shall not be entitled to replace that retired team member.
- 6.4.5 A team member who is unable to commence a competition, may be replaced prior to commencement by another competitor, subject to the approval of the Match Director.
- 6.4.6 If a member of a team is disqualified from a competition, the disqualified member's scores shall revert to zero for all courses of fire. Teams shall not be entitled to replace a disqualified team member.
- 6.5 Competitor Status and Credentials
- 6.5.1 All competitors must be individual members of the IPSC Region in which they normally reside. Residency is defined as the Region where the individual is ordinarily domiciled for a minimum of 183 days of the twelve months immediately preceding the month in which the competition begins. Ordinarily domiciled condition is a physical presence test and does not relate to citizenship or to any address of convenience. The 183 days need not be consecutive or the most recent 183 days of the twelve month period.
- 6.5.2 A resident of a Region shall not forfeit that status by virtue of being domiciled outside that Region while in the service of the armed forces or the government.

6.5.3 A team member may represent only the IPSC Region in which they resides. The exception shall be a competitor who represents the Region in which they is a citizen, subject to the prior written approval of both Regional Directors for the Regions of residence and citizenship.

6.6 Competitor Scheduling and Squadding

6.6.1 No competitor will compete for score on other than the scheduled date(s). A competitor or team who is not present at the scheduled time for any stage may not complete that stage, without the specific authority of the Match Director or Range Master.

SECTION 7 : Range Management

7.1 Match Officials

- Depending on the size of the competition, duties and responsibilities shall be defined as follows:

7.1.1 Range Officer – Match official in charge of competitor action. The Range Officer ensures that competitors comply with the stage instructions. The Official stations himself in close proximity to the competitor to observe correct procedure and issues the range commands and oversees safe competitor behaviour. (Under the authority of a Chief Range Officer and Range Master).

7.1.2 Chief Range Officer – Match official with overall responsibility for one or more courses of fire. The Chief Range Officer has absolute authority in all matters of safety and his authority extends to include all competitors, spectators and other persons in the vicinity of the range. The Chief Range Officer is responsible for the fair and equitable application of all procedural and scoring rules. (Under the authority of the Range Master).

7.1.3 Stats Officer – Match official with overall responsibility for collecting, sorting, tabulating and retaining all score sheets, and for calculating, verifying and publishing all provisional and final results and statistics. Ensures incomplete or inaccurate score sheets are promptly referred to the Range Master or Match Director (Under direct authority of the Range Master).

7.1.4 Range Master – Match official in charge of all the range officials. Responsible for range safety and safe course design. Ensures all IPSC guidelines and rules are followed and is responsible for the training, instruction and conduct of the range staff. All matters requiring arbitration and any safety disqualifications will be brought to the attention of the Range Master (under the direct authority of the Match Director).

7.1.5 Match Director – Match official in charge of the overall competition including the efficient administration, squadding, scheduling, range construction and coordination of all staff and the provision of services. The Match Director is appointed by the host organization. The Match Director's authority and decisions shall prevail in all matters except arbitration rulings.

7.2 Discipline of Match Officials

7.2.1 The officiating Range Master or Match Director has authority over all match officials and is responsible for decisions in matters concerning conduct and discipline.

7.2.2 In the event that a match official is disciplined, the officiating Range Master or Match Director shall send a report of the incident and details of the disciplinary action to the match official's Regional Director, the Regional Director of the Region hosting the competition, and to the President of the International Range Officers Association (IROA).

7.2.3 Note that a match official who is disqualified from a competition for a safety infraction while competing shall not be ineligible to serve as a match official for the competition. The Range Master or Match Director shall make any decision related to an official's participation.

SECTION 8 : The Course of Fire

8.1 Handgun Ready Conditions

– The ready condition of handguns used in a competition shall be as follows:

8.1.1 Revolvers:

8.1.1.1 Single Action: hammer fully down on an empty chamber or, if a safety notch is fitted, hammer down over a loaded chamber (transfer bar designs excepted);

8.1.1.2 Double Action: hammer fully down and all chambers may be loaded.

8.1.2 Self-loading Pistols:

8.1.2.1 “Single action” - chamber loaded, hammer cocked, and the safety engaged.

8.1.2.2 “Double action” & “Safe action” - chambers loaded, hammer fully down or decocked.

8.1.2.3 “Selective action” - chamber loaded with hammer fully down.
- chamber loaded, hammer cocked with external safety engaged. See Divisions in Appendix E.

8.1.3 Courses of fire may require alternate ready conditions. These requirements shall be stated clearly in the written stage briefing.

8.1.4 A course of fire shall not stipulate the number of rounds loaded in the firearm. Stage briefings may only stipulate “when” the firearm is to be loaded.

8.2 Ready Position

Ready position designates a condition where, under the direct command of the Range Officer:

8.2.1 The handgun is loaded, made safe and holstered or as specified in the stage briefing.

8.2.2 The competitor assumes the required start position.

8.2.3 A competitor shall not be allowed to start a course of fire while touching or holding a handgun, reloading device or ammunition.

8.2.4 IPSC competitions shall not require the competitor to attempt a draw from the holster with the weak hand.

8.3 Range Communications - The approved range commands and their sequence are as follows:

8.3.1 "Range Is Hot" - This is a safety warning to all persons in the vicinity of the range.

8.3.2 "Load And Make Ready" - This command signifies the start of "the course of fire".

The competitor will face down range, fit eye and ear protection, and prepare the handgun in accordance with the stage briefing. The competitor shall then assume the required ready position. At this point, the Range Officer shall proceed. Note that the Range Officer or delegate may ask the competitor to face in a direction other than “down range” for this procedure. On a busy range where a second Range Officer is preparing the next competitor, the competitor may be asked to face into the side berm for this procedure.

8.3.3 "Are You Ready?" – The lack of any negative response from the competitor indicates that they fully understand the requirements of the course of fire and that they are ready to proceed. If the competitor is not ready at the

"Are you ready?" command, they must shout "Not Ready". It is suggested that when the competitor takes up the ready position, placing the hands into the position required will indicate final readiness to the Range Officer.

8.3.4 "Standby" – This command will be followed by the start signal within one(1) to four(4) seconds.

8.3.5 "Start Signal" - The audible or visual signal to begin the course of fire

8.3.6 "Stop" - This command may be issued by the officiating Range Officer at any time during the course of fire. The competitor shall immediately cease firing, stand still and wait for further instructions from the Range Officer.

8.3.7 "If You Are Finished, Unload And Show Clear" - When the Range Officer issues this command and the competitor has finished the course of fire, the competitor shall lower his handgun, unload it and present it to the Range Officer for inspection. The unloading procedure must be carried out and the handgun presented to the Range Officer, with the muzzle pointed down range at all times. Revolvers shall be presented with the cylinder swung out and empty. Self-loading pistols shall be presented with the magazine removed, the chamber empty, and the slide held or locked back.

8.3.8 "Gun Clear, Hammer Down, Holster" – This command is given after the Range Officer is satisfied that the handgun is unloaded and safe for further action. The competitor shall, holster the handgun in the one of the safe conditions below. Completion of the holster portion of this command signifies the end of the course of fire.

8.3.8.1 Revolvers - cylinder closed and empty , hammer down by pulling the trigger.

8.3.8.2 Self-loaders - magazine removed, slide forward, hammer down by pulling the trigger.

8.3.9 "Range Is Clear" - Competitor or officials shall not move forward to or away from the firing line until this declaration is given by the Range Officer. Once the declaration is made, officials and competitors may move forward to score, patch, reset targets etc.

8.4 Reloading

8.4.1 "Reloading" is defined as the replacement of one source of ammunition with another. During reloading, the handgun shall be pointed safely down range. This is particularly important while reloading a self-loader, as it will normally have a live round in the chamber and the safety disengaged. The competitor's fingers shall be outside the trigger guard while reloading.

8.5 Movement

8.5.1 All movement must be accomplished with the finger outside the trigger guard except if targets are visible to the shooter and the shooter maintains a sight picture on the targets with the intent of engaging them. The firearm must be pointed in a safe direction and the safety should be engaged. "Movement" is defined as any of the actions below:

8.5.1.1 Taking more than one step in any direction

8.5.1.2 Changing positions (i.e. from standing to kneeling).

8.5.2 Re-holstering the firearm during the course of fire is not recommended. If a competitor holsters a firearm during the course of fire, the following will apply:

8.5.2.1 For a single action self-loader the safety must be applied

8.5.2.2 For double action self-loaders and revolvers the hammer must be down.

8.6 Assistance or Interference

- 8.6.1 No physical, verbal, visual or any other assistance or interference shall be given to a competitor during a course of fire. A Range Officer may, for reasons of safety, provide safety warnings to a competitor at any time. Such warnings shall not be grounds for the competitor to be awarded a re-shoot.
- 8.6.2 Any person providing assistance or interference to a competitor during a course of fire may, at the discretion of the officiating Range Officer incur a procedural penalty for that stage. The competitor receiving such assistance may, at the discretion of the Range Officer, also incur a procedural penalty.
- 8.6.3 In the case where there is inadvertent physical contact between the Range Officer and the competitor, the Range Officer may offer to allow the competitor to re-shoot the course of fire. The competitor must make this decision prior to seeing either the time or the score from the initial attempt.

SECTION 9 : Scoring

9.1 General Regulations

- 9.1.1 Approaching Targets – Competitors shall not approach scoring or penalty target closer than one (1) meter without the authorization of the Range Officer. Violation may result in either a warning or a procedural penalty.
- 9.1.2 Touching Targets – Competitors shall not touch, gauge or otherwise interfere with a scoring or penalty target without the authorization of the Range Officer. Should a Range Officer deem that a competitor or their delegate has influenced or affected the scoring process due to such interference, the Range Officer may:
 - 9.1.2.1 Score the affected target as a missed target with penalties applied for misses if applicable.
 - 9.1.2.2 Impose penalties for any affected penalty targets.
- 9.1.3 Prematurely Patched Targets – If a target is prematurely patched, preventing the determination of the actual score, the Range Officer shall order the competitor to re-shoot the course of fire.
- 9.1.4 Un-restored Targets – If, following completion of a course of fire by a previous competitor, a target has not been properly patched or reset in preparation for the next competitor, the following shall apply:
 - 9.1.4.1 If any metal or other moving target had not been reset, the Range Officer shall order the competitor to re-shoot the course of fire.
 - 9.1.4.2 If scoring or penalty paper targets have not been patched or taped after a previous competitor's attempt at the course of fire, and there are extra scoring or questionable penalty hits on one or more targets and it is not obvious to the Range Officer which hits were made by the immediate competitor, the Range Officer shall order the competitor to re-shoot the course of fire.
- 9.1.5 Impenetrable – All IPSC paper targets are deemed to be impenetrable. A shot fired where the full bullet diameter strikes a scoring or penalty paper target and continues on through to strike another scoring or penalty paper target, shall not count for additional score or penalty. In the event of a full bullet diameter hit on a paper scoring or penalty target where the shot continues on and strikes down a metal target, this is range equipment failure and the competitor shall be required to re-shoot the course of fire after it has been properly reset. A shot fired by a competitor where less than the full bullet diameter strikes a scoring or penalty paper target and continues on through and strikes another scoring or penalty paper or metal target, shall earn or incur the score or penalty, as the case may be.

9.2 Scoring Methods

- 9.2.1 The written stage briefing for each course of fire shall specify the details of the scoring method.
- 9.2.2 Courses of fire shall be scored using one (1) of the follow methods:

9.2.2.1 "Virginia Count" The total score divided by the time. The number of rounds is fixed and time stops on the last shot. Virginia count is used only for standard exercises. Only paper targets may be used.

9.2.2.2 "Comstock" – No limits shall be placed on the time taken or the number of rounds fired by a competitor during the course of fire. A competitor's score shall be calculated by adding the total point value of all scoring shots, then deducting the value of procedural or other penalties which may apply. This result is then divided by the actual time taken by the competitor to complete the course of fire, to arrive at a "hit factor" for each competitor. The competitor with the highest "hit factor" shall be awarded the maximum available stage points for the course of fire, with all other competitors ranked relative to this score.

9.2.2.3 Competitions with courses of fire scored in one or more of the foregoing scoring methods shall rank competitors within their Division in descending order of overall stage points achieved in all courses of fire, calculated to not less than four (4) decimal places.

9.3 Scoring Ties

9.3.1 Any tie shall be broken by comparing the number of "A's" each competitor scored. If a tie still exists, the Stats Officer would then compare "B's" and so on until the tie is broken. If at the end of this process, there is still a tie, the Match Director will design a course of fire which the competitors shall shoot to break the tie. Ties may not be broken by games of chance.

9.4 Scoring and Penalty Values

9.4.1 Scoring and penalty shots on IPSC targets shall be scored in accordance with the values approved by the IPSC General Assembly. (See Appendix C, D and H).

9.4.2 All hits visible on the scoring surface of a penalty target shall be penalized the equivalent of twice the point value of a maximum scoring hit.

9.4.3 All misses will be penalized as twice the value of the maximum scoring value on that target.

9.4.4 In a Virginia Count Standard Exercise course of fire:

9.4.4.1 Extra shots (more than the number specified) shall constitute a procedural penalty for each extra shot and only the highest scoring and correct number of hits shall be scored.

9.4.4.2 Targets that do not have the required number of hits shall always incur miss penalties.

9.5 Scoring Policy

9.5.1 Unless otherwise stated in the written stage briefing, all scoring paper targets shall require maximum of two hits to score and scoring metal targets must fall to score.

9.5.2 In Comstock scoring only the specified number and highest value scoring hits shall be counted for score regardless of the actual number of hits a competitor may have on a scoring target.

9.5.3 If the bullet diameter of any hit on a scoring target touches the scoring line between scoring areas, it shall be scored as the higher value.

9.5.4 If the bullet diameter of any hit in a replacement non-scoring border ("hard" cover) touches the scoring area on the target, it shall be scored as the value of that area.

9.5.5 If a portion of the bullet diameter of any hit on a scoring target also touches the scoring surface of a penalty target, it shall score the target and the penalty.

9.5.6 If a portion of the bullet diameter of any hit on a penalty target touches a scoring area of a scoring target, it shall score the penalty and the target.

- 9.5.7 Radial tears radiating outwards from the diameter of the bullet hole shall not count for score or incur penalties.
- 9.5.8 The minimum score for a course of fire shall be zero.
- 9.5.9 If a competitor fails to engage (shoot at) each target in a course of fire with at least one round, the competitor shall incur one procedural penalty for each target not engaged as well as the appropriate penalties for misses.
- 9.6 Score Verification and Challenge
- 9.6.1 After the Range Officer has declared the "Range Clear", the competitor should be allowed to accompany the official responsible for scoring to verify the scoring.
- 9.6.2 The range official responsible for a course of fire may stipulate that the scoring process will begin while a competitor is actually completing a course of fire. In such cases, the competitor's delegate shall be entitled to accompany the official responsible for scoring in order to verify the scoring. Competitors shall be advised of this procedure during the stage briefing.
- 9.6.3 A competitor or delegate who fails to verify every target during the scoring process shall not later challenge or protest the score.
- 9.6.4 Any objection to a score or scoring penalty shall be immediately challenged by the competitor or delegate with the officiating Range Officer.
- 9.6.5 In the event that the Range Officer upholds the original score or penalty and the competitor is dissatisfied, they may appeal to the Chief Range Officer and then to the Range Master or Match Director for a ruling.
- 9.6.6 The ruling shall be final. No further appeals or protests are allowed with respect to the scoring decision.
- 9.6.7 During a scoring challenge, the subject target(s) shall not be patched, taped or otherwise interfered with until the dispute has been settled. The Range Officer may remove a disputed paper target from the course of fire for further examination to prevent any delay in the competition. Both the competitor and the officiating Range Officer shall sign the target and clearly indicate which hit(s) is in dispute.
- 9.7 Score Sheets
- 9.7.1 The Range Officer shall ensure that all information is entered on each competitor's score sheet prior to signing the score sheet. After the Range Officer has signed the score sheet, the competitor will add his own signature in the appropriate place. Whole numbers should be used to record all scores or penalties. The elapsed time taken by the competitor to complete the course of fire shall be recorded to not less than two (2) decimal places in the appropriate place.
- 9.7.2 If corrections to the score sheet are required, these shall be clearly entered onto the original and other copies of the competitor's score sheets. The competitor and the Range Officer should initial any corrections.
- 9.7.3 Should a competitor refuse to sign or initial a score sheet, for any reason, the matter shall be referred to the Range Master or Match Director.
- 9.7.4 A score sheet which has been signed by both a competitor and a Range Officer shall be conclusive evidence that the course of fire has been completed, and that the time, scores and penalties attained by the competitor are accurate and uncontested. The signed score sheet shall be deemed to be a definitive document, and with the exception of an arbitration decision it shall only be changed to correct arithmetical errors or to add procedural penalties under Section 8.6.
- 9.7.5 If a score sheet is found to have insufficient or excess entries or if the time has not been recorded, the competitor will be required to re-shoot the course of fire.
- 9.7.6 In the event that a re-shoot is not possible or permissible for any reason, the following actions shall prevail:

- 9.7.6.1 If the time is missing, the competitor shall receive a zero score for the course of fire.
- 9.7.6.2 If insufficient hits or misses have been recorded on the score sheet, those which have been recorded will be deemed complete and conclusive.
- 9.7.6.3 If excessive scoring hits or miss penalties have been recorded, the highest value scoring hits recorded shall be used.
- 9.7.6.4 If the overall total of scoring hits and misses recorded for a single target are excessive, the benefit of doubt shall be given to the competitor.

9.8 Scoring Responsibility

- 9.8.1 Each competitor is responsible to maintain an accurate record of their scores to verify the lists posted by the Stats Officer.
 - 9.8.2 After all competitors have completed a match, the provisional stage results should be published and posted in a conspicuous place by the Stats Officer for the purpose of verification by competitors.
 - 9.8.3 If a competitor detects an error in the provisional results at the end of the match, they must file a protest with the officiating Stats Officer not later than one (1) hour after the results are posted. If the protest is not filed within the time limit, the posted scores will stand and the protest shall be dismissed.
- ## 9.9 Scoring of Moving Targets – Moving targets may be scoring and/or penalty targets and shall be scored in accordance with the following:
- 9.9.1 All moving targets after completing the designed movements shall present at least a portion of the highest scoring area (“A” zone) when at rest.
 - 9.9.2 Moving targets shall always incur failure to engage penalties and miss penalties in the event that a competitor fails to activate the mechanism that controls the target movement.
- ## 9.10 Official Time
- 9.10.1 Only the timing device operated by the Range Officer shall be used to record the elapsed time of the competitors. If a timing device proves to be faulty, a competitor whose attempt cannot be credited with an accurate time will be required to re-shoot the stage.

SECTION 10 : Penalties

10.1 Procedural Penalties

- 10.1.1 Procedural penalties are applied where the competitor has failed to comply with the procedures specified in the stage briefing. The Range Officer imposing such procedural penalties shall determine the number of penalties and the reason why they were imposed. This information should be clearly recorded on the score sheet.
- 10.1.2 Procedural penalties shall be assessed at twice the value of a single maximum available scoring hit on an IPSC paper target as stated in Appendix H. If the maximum available scoring hit on an IPSC paper target is five (5) points, each procedural penalty shall be minus ten (-10) points.
- 10.1.3 A competitor, who disputes the application or number of procedural penalties may appeal the decision to the Chief Range Officer and then to the Range Master or Match Director. If the dispute is not settled, the competitor may appeal to the Arbitration Committee.
- 10.1.4 The following are some examples of circumstances where procedural penalties may be issued:

10.1.4.1 If a competitor allows any part of their body to touch the ground beyond a fault line or charge line and fires shots while faulting, the competitor shall receive one (1) procedural penalty. However, if the Range Officer determines that the competitor has received a significant advantage while faulting the line, the competitor will be assessed one procedural penalty for each shot fired while faulting instead of the single penalty. When engaging targets from the prone position, only the lower arms below the elbow may extend over the line. A penalty for each shot fired will be issued where a competitor faults a line in this manner. There shall be no penalty when a competitor faults a line but does not fire any shots.

10.1.4.2 Where multiple penalties are assessed in the above cases, they shall not exceed the maximum number of scoring hits which can be attained by the competitor. A competitor faulting a fault line or charge line where four (4) metal targets are visible, shall incur a maximum of four (4) procedural penalties regardless of the number of shots actually fired while faulting.

10.1.4.3 If a competitor fails to comply with a procedure specified in the stage briefing, the competitor shall incur a single procedural penalty for each occurrence. For example a competitor who uses the weak hand to open a door, where the stage briefing requires that the strong hand be used, shall receive one procedural penalty.

10.1.4.4 In Standard Exercises a competitor who fails to comply with a mandatory reload shall incur one (1) procedural penalty for each shot fired after the point where the reload was required. In this case, the procedural penalties shall be limited to shots fired after the mandatory reload was required, and only for the remainder of the component string.

10.1.4.5 If a competitor is unable to fully execute any part of a course of fire as a result of incapacity, or previous injury the competitor may request a penalty in lieu of the stated course requirement. It is permissible in this case to apply a penalty by deducting 20% of the competitor's target points as shot. This penalty should be specified prior to the start of the stage and shall be at the option of the Match Director.

10.1.4.6 In a Cooper Tunnel, if a competitor disturbs one (1) or more pieces of the overhead material and the material falls, the competitor shall receive a procedural penalty. One procedural shall be issued for each piece of overhead material that falls. Overhead material that falls as a result of the competitor bumping or striking the uprights or if material falls as result of muzzle gases or recoil shall not be penalized.

10.1.4.7 If a competitor is creeping (movement of the hands towards the handgun) or physically moving to a more advantageous position after the "Standby" command and prior to the start signal, the competitor shall incur one procedural penalty.

10.1.4.8 If a competitor fails to engage any target with at least one round, the competitor shall incur one procedural penalty for each target not engaged as well as the appropriate number of misses.

10.1.4.9 If a course of fire stipulates strong or weak hand only, the competitor will not be penalized for using both hands to safely correct a malfunction but will be issued one procedural for each of the following:

- Faults by touching the firearm with the other hand.
- Faults by using the other arm or hand to reload, or to disengage the safety.
- Shots fired while using both hands or while using the "other" hand to support the shooting arm or wrist shall be assessed as one procedural per shot fired.

10.1.4.10 In the event that a competitor's handgun falls or drops during the holster test portion of a course of fire and inside the designated area, the competitor shall be disqualified for that stage with no scores recorded. The RO will retrieve the handgun and replace it in the competitor's holster. The competitor shall be allowed to continue in the match or tournament but the scores for the holster test stage shall be recorded as zero. In the event that the competitor touches the holstered handgun during the holster retention test and inside the designated area, the competitor shall be issued one procedural penalty and no further action on the part of the Range Official is required. Note that Section 10.3.4 does not apply to a dropped unloaded handgun.

10.2 Match Disqualification – General Regulations

- 10.2.1 A match disqualification will be imposed on a competitor who commits a safety infraction or other prohibited activity during an IPSC competition. A match disqualification applies to one particular match. A competitor disqualified during one course of fire in a match, shall be prohibited from attempting any remaining courses of fire in the same match regardless of the schedule or physical layout for that match. This includes the portions of any tournament that includes shotgun and rifle matches. All complete match scores for previous attempts shall stand but any incomplete or partial match scores must be removed from match scores.
- 10.2.2 When a match disqualification is issued, the Range Officer shall ensure that the reasons for the disqualification as well as the time and date are clearly recorded on the competitor's score sheet. The Range Master or Match Director shall be notified immediately.
- 10.2.3 A competitor who commits a safety infraction prior to the posting of the final match results shall be disqualified and that competitor's scores shall be removed from the match scores. The exception shall be a disqualification for a safety infraction where a competitor is participating in a shoot-off or side match after the competitor has completed the match. In this case the disqualification shall not be applied to the completed match scores however the competitor shall not be allowed to compete in any further tournament activities (i.e. shotgun or rifle match)
- 10.3 Match Disqualification for Safety Infractions - A match disqualification shall be issued for any of the following infractions:
- 10.3.1 Accidental Discharge – A discharge is defined as a bullet that has passed through the barrel of a competitor's firearm and shall be defined as an accidental discharge as follows:
- 10.3.1.1 Any shot fired outside the confines of either the backstop or side berms or which strikes the ground within three meters of the competitor or any other direction deemed unsafe by the host organization and specified in the stage briefing. In the event of an accidental discharge, the range officer shall stop the competitor as soon as possible. Any shot fired at a target closer than three meters shall not be deemed an accidental discharge.
- 10.3.2 Unsafe Gun Handling - A discharge is defined as a bullet that has passed through the barrel of a competitor's firearm and may be defined as unsafe gun handling as follows:
- 10.3.2.1 Any discharge prior to commencement or while loading, reloading, unloading or during remedial action in the case of a malfunction.
- 10.3.2.2 Any discharge during movement except while engaging targets.
- 10.3.2.3 Any discharge as described above, will cause the Range Officer to prevent further action on the part of the competitor as soon as possible.
- 10.3.2.4 When it can be established that the cause of the discharge is due to the actual breakage of a part of the firearm and the competitor has fulfilled all normal safety requirements, match disqualification will not be invoked. The competitor's scores for that stage shall be zero.
- 10.3.2.5 In the event of a discharge following the Range Officer's declaration "Gun Clear", the range officer shall require the competitor to "Unload and Show Clear" and ensure that the firearm is safe. No further action is required. In the event that the discharge was in an unsafe direction or as defined in 10.3.1 above, the regulations for that section shall apply.
- 10.3.3 Handling a handgun at anytime except when in a designated safety area or on the firing line under the supervision of a Range Officer.
- 10.3.4 If at any time during the course of fire, a competitor allows the muzzle to point rearwards, that is further than 90 degrees from the median intercept of the backstop, or in the case of no backstop, allows the muzzle to point up range, whether the firearm is loaded or not.

- 10.3.5 If at any time during the course of fire, or while loading or unloading, a competitor drops his handgun or causes it to fall, loaded or not, except as follows:
- 10.3.5.1 During a holster test in a course of fire before the handgun has been loaded.
- 10.3.5.2 A competitor who, for any reason during a course of fire, safely and intentionally places the handgun on the ground or other stable object shall not be disqualified provided:
- The handgun is in the ready condition as specified in 8.1, or
 - A self-loading pistol has the magazine removed and the slide locked open, or
 - A revolver has the cylinder open and empty, and
 - The competitor maintains constant physical contact with the handgun, until it is placed firmly and securely on the ground or another stable object, and
 - The competitor remains within arms length of the handgun at all times, and
 - The provisions of rule 10.3.4 are fully observed.
- 10.3.6 Holstering or un-holstering a handgun within the confines of a tunnel.
- 10.3.7 Allowing the muzzle of a loaded handgun to point at any part of the competitor's body during a course of fire (i.e. Sweeping). Following the course of fire, the Range Officer shall issue a warning to the competitor and enter a record of this warning on the competitor's score sheet.. The Range Officer shall notify the Range Master or Match Director. A competitor who commits a second sweeping infraction during the competition will be issued a match disqualification
- 10.3.8 Allowing the muzzle of a loaded handgun to point rearward beyond a radius of one (1) meters from a competitor's feet during drawing or re-holstering.
- 10.3.9 Wearing or using more than one handgun at any point in time during a competition.
- 10.3.10 Failure to keep the finger outside the trigger guard while clearing a malfunction where the competitor clearly lowers the firearm down from aiming at targets.
- 10.3.11 Failure to keep the finger outside the trigger guard during loading or unloading.
- 10.3.12 Failure to keep the finger outside the trigger guard during movement in accordance with section 8.5.
- 10.3.13 Holstering a loaded handgun, in any of the following conditions:
- 10.3.13.1 A single action self-loading pistol with the safety not applied.
- 10.3.13.2 A double action or selective action pistol with the hammer cocked and the safety not applied.
- 10.3.13.3 A revolver with the hammer cocked.
- 10.3.14 Handling live or dummy ammunition in a Safety Area. The official shall warn the competitor at the time of the infraction and advise the competitor that a second warning will result in match disqualification. The official issuing the warning shall notify the Range Master or Match Director.
- 10.3.15 Having a loaded handgun other than when specifically ordered to by the Range Officer. Firearms shall be loaded only on the firing line and only when directed to do so by the Range Officer. Loaded is defined as a live round in the chamber.
- 10.3.16 Retrieving a dropped handgun outside a course of fire. Dropping an unloaded firearm is not an infraction. The competitor shall notify a match official who shall assist the competitor and supervise the safe retrieval of the firearm.
- 10.4 Match Disqualification - Unsportsmanlike Conduct

- 10.4.1 Disqualification from the competition will be invoked in the event of gross or repeated unsportsmanlike behaviour. The Range Master or Match Director must be notified immediately.
- 10.4.2 The range officials shall have complete authority over all persons on the range. A competitor who fails to obey the officials' instructions and directions or behaviour deemed likely to bring the sport into disrepute may lead to disqualification from the match and banishment from the range.
- 10.4.3 Repeated contravention of the rules of the range or stage briefing will be considered as unsportsmanlike conduct.
- 10.4.4 A competitor who intentionally removes or causes the loss of eye or ear protection to gain a competitive advantage shall be issued a match disqualification for unsportsmanlike conduct.
- 10.5 **Match Disqualification - Prohibited Substances**
- 10.5.1 All competitors and match officials at IPSC competitions are required to be in complete control both mentally and physically during IPSC competition.
- 10.5.2 IPSC considers the abuse of alcoholic products, non-prescription and non-essential drugs and the use of illegal or performance enhancing drugs, irrespective of how they are taken or administered, to be an extremely serious offence.
- 10.5.3 Any person attending an IPSC competition found to be under the influence of any of the items described in 10.5.2 shall be immediately disqualified or removed from the competition and may be subject to banishment from IPSC and all future IPSC competitions.
- 10.5.4 IPSC reserves the right to prohibit any general or specific substances and to introduce tests for the presence of these substances at any time.

SECTION 11 : Arbitration & Interpretation of Rules

- 11.1 **General Principles**
- 11.1.1 Administration - Occasional disputes are inevitable in any competitive activity governed by rules,. It is recognized that at the more significant levels of competition, emotions run high, and the outcome is much more important to the individual competitor. However, effective match administration and planning will prevent most if not all disputes.
- 11.1.2 Access – Protests may be submitted for arbitration in accordance with the following sections for any matter except the actual scoring of targets. However, protests arising from a disqualification for a safety infraction will only be accepted to determine whether or not an infraction as described by the range official was in fact unsafe. The commission of the infraction may not be protested.
- 11.1.3 Appeals - Decisions are made initially by the Range Officer. If the complainant disagrees with a decision, the Chief Range Officer for the stage or area in question should be summoned and asked to rule. If a disagreement still exists, the Range Master or Match Director must be summoned and asked to rule.
- 11.1.4 Appeal to Committee - Should the complainant continue to dispute the decision they may appeal to the Arbitration Committee by submitting a first party protest.
- 11.1.5 Retain Evidence - A complainant may inform the Range Master or Match Director of their wish to present the case to the Arbitration Committee and may request that the officials retain any and all relevant documents pending the hearing.

- 11.1.6 Preparing the Protest - The complainant is responsible for the preparation and delivery of the written submission, together with the appropriate fee. Both must be submitted to the Range Master or Match Director within the specified period of time.
- 11.1.7 Match Official's Duty - Any match official in receipt of a request for arbitration shall, without delay, inform the Range Master or Match Director and shall note the identities of all witnesses and officials involved and pass this information on to the Range Master.
- 11.1.8 Range Master or Match Director's Duty - Range Master or Match Director will, upon receiving the report of the pending arbitration, convene the Arbitration Committee in a place of privacy as soon as convenient.
- 11.2 **Composition of Committee**
- 11.2.1 Arbitration Committee - Composition of an Arbitration Committee should be:
- 11.2.1.1 IPSC President or their appointee as Chairman of the committee with no vote.
- 11.2.1.2 Three experienced arbitrators appointed by the President or the Match Director with one vote each.
- 11.2.1.3 When possible arbitrators should shoot the entire match and should be IROA Officials.
- 11.3 **Time Limits & Sequences**
- 11.3.1 Time Limit for Arbitration Request - Written requests for arbitration must be submitted to the Range Master or Match Director within one hour of the disputed incident or occurrence. Failure to present the required documentation within the time specified will render the request invalid and no further action will be taken.
- 11.3.2 Decision Time Limit - The Committee must reach a decision within 24 hours of the request for arbitration or before the final match scores are posted, whichever ever comes first. If the Committee fails to render a decision within the prescribed period, a first party complainant shall automatically succeed and a third party complainant (see 11.7) shall automatically fail in their arbitration request. Any late decision will result in the return of the fee to the complainant.
- 11.4 **Fees**
- 11.4.1 Protest Fee - For International Matches, the protest fee to enable a competitor to go to Arbitration shall be \$100.00 (U.S. funds) or local equivalent. The protest fee for other matches may be set by the Match Organizers, but may not exceed \$100 (U.S. funds).
- 11.4.2 Protest Fees - If the Committee's decision is to uphold the protest, the fee paid will be returned. If the committee's decision is to deny the protest, the fee paid will be held forfeit. Forfeited protest fees along with the submission and decision for National events will be forwarded the National Range Officers Institute (NROI). Forfeited protest fees along with the submission and decision for International events (Level III and higher) will be forwarded to the International Range Officers Association (IROA).
- 11.5 **Rules of Procedure**
- 11.5.1 Committee's Duty and Procedure - The Committee will study the written submission and retain on behalf of the organizers the monies paid by the complainant until a decision has been reached.
- 11.5.2 Submissions - The Committee will then require the complainant to personally give further details of the submission and may question him/her on any point relevant to the dispute.
- 11.5.3 Hearing - The complainant will then be asked to withdraw while the Committee hears further evidence.

- 11.5.4 Witnesses - The Committee will then hear match officials as well as any other witnesses involved in the dispute. The Committee will examine all evidence submitted.
- 11.5.5 Questions - The Committee may question witnesses and officials on any point relevant to the dispute.
- 11.5.6 Opinions - Committee members will refrain from expressing any opinion or verdict while a dispute in progress.
- 11.5.7 View Area - The Committee may view any range or area related to the dispute and require any person or official they regard as useful to the process to accompany them.
- 11.5.8 Undue Influence - Any person attempting to influence the members of the Committee in any way other than evidence may be subject to disciplinary action.
- 11.5.9 Deliberation - When the Committee is satisfied that they are in possession of all information and evidence relevant to the dispute, they will deliberate privately and will reach their decision by majority vote.
- 11.6 **Verdict and Subsequent Action**
- 11.6.1 Committee Decision - When a decision is reached by the Committee, they will summon the complainant, the official, and the Range Master or Match Director to present their judgment.
- 11.6.2 Implement Decision - It shall be the responsibility of the Range Master or Match Director to implement the Committee's decision. The Range Master or Match Director shall advise the appropriate match personnel who will post the decision in a place available to all competitors. The decision is not retroactive and will not affect any incidents prior to the decision.
- 11.6.3 Decision is Final - The decision of the Committee shall be final and may not be protested, unless in the opinion of the Range Master or Match Director new evidence received after the decision warrants reconsideration.
- 11.6.4 Minutes - Decisions of the Arbitration Committee shall be recorded and shall provide precedent for any similar and subsequent incident during that match.
- 11.7 **Third Party Protests**
- 11.7.1 Appeals may also be submitted by other persons on a "third party protest" basis. In such cases, all provisions of this section shall otherwise remain in force.
- 11.8 **Interpretation of Rules**
- 11.8.1 Interpretation of these rules and regulations is the responsibility of IPSC. The IROA offices will issue any required explanations and clarifications as necessary.
- 11.8.2 Persons seeking clarification of any rule shall be required to submit their questions in writing, either by fax, letter or by email to IPSC.
- 11.9 **Miscellaneous Matters**
- 11.9.1 All appendices included herein shall form an integral part of these rules.
- 11.9.2 English is the official language of IPSC. Should there be discrepancies between the English language version of these rules and versions presented in other languages, the English language version shall prevail.

**APPENDIX A
IPSC Match Levels**

(*) Requirements - must be met.

() Recommendations - should be met but all are not absolutely necessary for attaining the level.**

LEVEL I Match (type: local club match)

Requirement:(*)
Must follow IPSC rules
Recommendations:(**)
Minimum of 28 rounds
Minimum of 1 stage
Minimum of 10 competitors
Course of Fire approval (local delegate)
Match Rating: 1 point

LEVEL II Match (type: inter-club match)

Requirements:(*)
IPSC rules
Competitors must be IPSC members
Match Director
Certified officials
Course of Fire approval (authorized local delegate)
Recommendations:(**)
Minimum of 75 rounds
Minimum of 5 stages
Minimum of 50 competitors
Chronograph
Match Rating: 2 points

LEVEL III Match (type: Regional Championship)

Requirements:(*)
IPSC rules and approved targets
Competitors must be IPSC members
Certified officials
Match Director
Range Master (if needed)
International Sanctioning
International Course of Fire approval
Chronograph
Three month advance registration and inclusion in the International Match Calendar
Recommendations:(**)
Minimum of 150 rounds
Minimum of 8 stages
Minimum of 150 competitors
Match Rating: 3 points

APPENDIX A
IPSC Match Levels

LEVEL IV Match (type: Continental Championship)

Requirements:(*)

World Assembly approval on a three year cycle:

- Panamerican Championship / African Championship
- Austral Championship / World Shoot
- European Championship

IPSC rules and approved targets

Competitors must be IPSC members

Certified officials

Match Director

Range Master

International Sanctioning

International Course of Fire approval

Chronograph

Inclusion in the International Match Calendar

Post Match Reports from Range Master to IROA

Recommendations(**)

Minimum of 250 rounds

Minimum of 25 stages

Minimum of 200 competitors

Match Rating: 4 points

LEVEL V Match (type: World Shoot)

Requirements: (*)

World Assembly approval

IPSC rules

Competitors must be IPSC members

Certified officials

Match Director(s)

Range Master(s)

International Sanctioning

International Course of Fire approval

Chronograph

Post Match Reports from Range Master to IROA

Recommendations(**)

Minimum of 300 rounds

Minimum of 30 stages

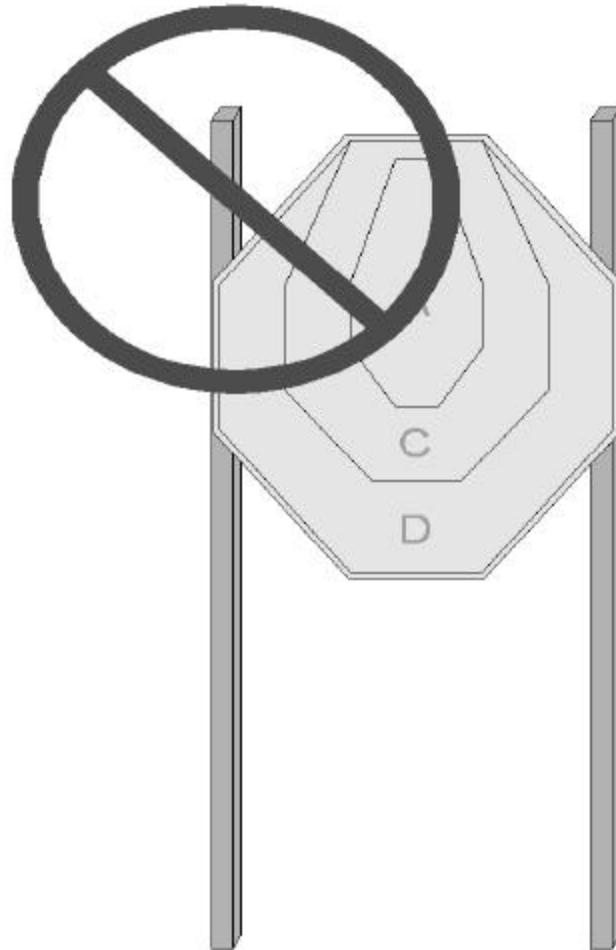
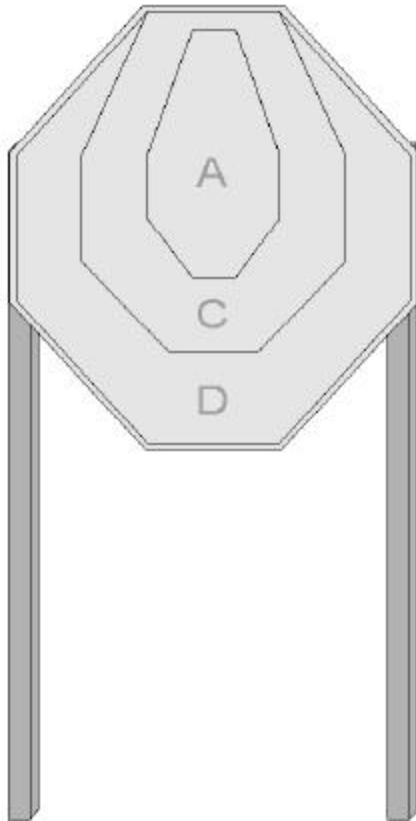
Minimum of 300 competitors

Match Rating: 5 points

APPENDIX "B"

TARGET PRESENTATION

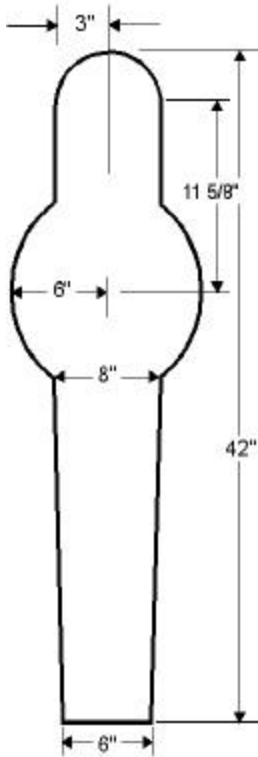
Cutting the tops off the stakes provides an improved visual appearance.



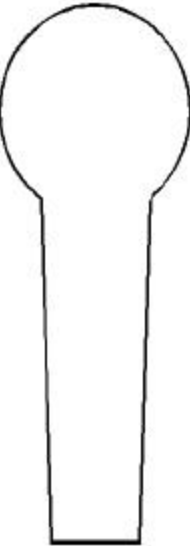
IPSC POPPERS

Scoring Value 5 points
 Penalty Value - 10 points

Note: When used as penalty targets poppers do not need to fall to incur a penalty.

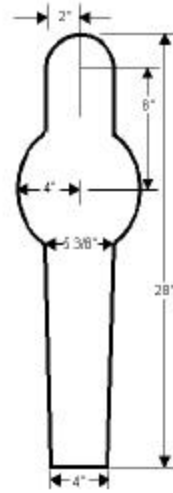


PEPPER
 POPPER



CLASSIC
 POPPER

All dimensions for the "Classic" Popper are the same except the top portion is removed



MINI-
 POPPER



MINI-
 CLASSIC

All dimensions for the "Classic" Mini-Popper are the same except the top portion is removed

APPENDIX C

Calibration of IPSC Poppers

Where Pepper Poppers are used in competition, the Range Master or Match Director shall make arrangements to ensure that they are calibrated prior to commencement of the competition, and at any time required during the competition. The Range Master or Match Director shall designate a specific handgun and a specific supply of ammunition as well as an official to act as calibration officer. An official shall be responsible to perform calibrations of all Pepper Poppers used in the competition.

For the purpose of expediency in larger competitions, the officiating Range Master may designate more than one official and multiple handguns and a supply of ammunition, for this purpose. In this case, the same handgun and supply of ammunition is used consistently for any single course of fire through out the match. Each calibration handgun shall be chronographed during the chronograph verification procedure in 5.6.4. prior to start of the competition. The calibration handgun(s) and ammunition shall average results of 3 rounds as close as possible but not less than 125 power factor. The approval and designation of the calibration handgun and ammunition is the responsibility of the Range Master or Match Director and is not subject to protest.

A calibrated Pepper Poppers shall fall as a result of a full diameter minor caliber hit on or above the horizontal centerline.

The calibration official shall fire one (1) round from the calibration handgun on or less than 50mm above the horizontal centerline. This shall be repeated as necessary until the Pepper Poppers falls when hit in this manner. The official shall then fire one round below the centerline to ensure that the Popper is not set too light. This process shall be repeated as necessary but not less than once each day before the match starts. All calibration and calibration check shall be conducted from the closest possible point (directly up range) where a competitor could engage the Popper.

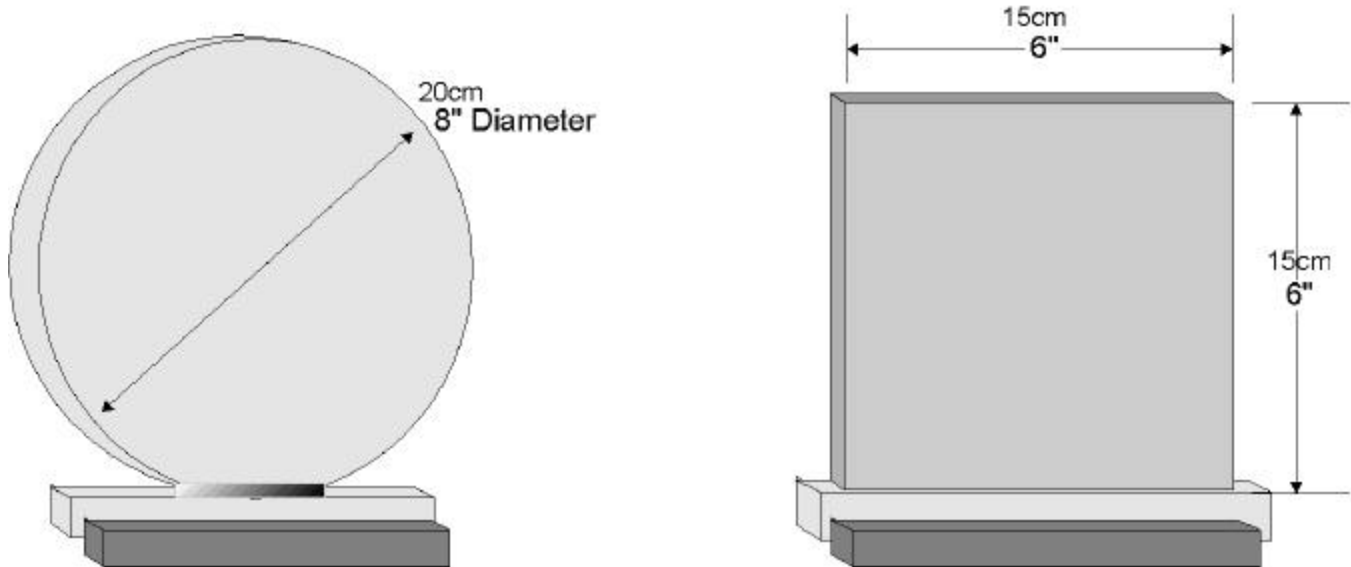
If during a course of fire, a Pepper Poppers does not fall when hit in the manner above, there are three possible scenarios:

- 1) The competitor re-engages the Pepper Poppers and knocks it down. This results in no further action required. The stage is scored as it stands.
- 2) The competitor does not re-engage the Pepper Poppers and does not question the calibration. This results in no further action and the stage is scored as it stands.
- 3) The competitor does not re-engage the Pepper Poppers but advises that they want the Pepper Popper's calibration checked. At this point, the Range Officer shall require that the Pepper Popper be calibrated. Note that the Pepper Popper may not be moved from the position or condition when the competitor finished the course of fire. If for any reason it is disturbed prior to re-calibration, the competitor must re-shoot the stage. Failing this, when the Official properly hits the Popper as specified above, and it falls, the stage is scored as shot with appropriate misses for the Popper. If the Popper does not fall when properly hit by the Official, it must be re-calibrated and the competitor shall re-shoot the course of fire. Should the Official hit the Popper incorrectly, it shall be recalibrated and the competitor is required to re-shoot the course of fire.

IPSC PLATES

Scoring value: 5 points.

Plates may not be used without either a paper target or a popper in a course of fire.



A small block of wood approximately 1/2" X 1/2" and about the same length as the plate base, is affixed in "front" of the base to prevent the plate from turning when hit.

APPENDIX E

DIVISIONS

Open Division

Major power factor floor	160
Minor power factor floor	125
Minimum bullet weight	120 grain for major factor
Minimum bullet caliber	9 mm
Maximum pistol weight	No
Minimum trigger pull	No
Magazine length restrictions	170 mm
Magazine capacity restrictions	No
50 mm from the body or torso	Yes
Move ladies belt loops	Yes
Compensators	Yes
Ports	Yes
Optics	Yes
Fit in box	No
.40 min. for major factor	No
Specific holster position	No
Modifications allowed	Yes
Production guns only	No

APPENDIX E

DIVISIONS

Standard Division

Major power factor floor	170
Minor power factor floor	125
Minimum bullet weight	No
Minimum bullet caliber	9 mm
Maximum pistol weight	No
Minimum trigger pull	No
Magazine length restrictions	See box
Magazine capacity restrictions	No
50 mm from the body or torso	Yes
Move ladies belt loops	Yes
Compensators	No
Ports	No
Optics	No
Box	Yes with magazine inserted
.40 min. for major factor	Yes
Specific holster position	Yes
Modifications allowed	Yes
Production guns only	No

- a) Minimum caliber is 9mm
- b) Minimum caliber for Major Power Factor is 10 mm (.40 inches).
- c) Any complete handgun or components produced by a factory and available to the general public.
- d) Prototypes are specifically not allowed.
- e) Changing caliber from the factory standard is specifically not allowed.
- f) Electronic sights, or optical sights (one or more lenses with a diameter greater than 9.5mm), porting of barrels or compensators are specifically not allowed.
- g) External modifications such as weights, or devices to control or reduce recoil are specifically not allowed.
- h) External modifications which are specifically allowed:
 - Replacement of slides, provided the replacement slide profiles the factory standard.
 - Replacement of sights with metal sights.
 - Replacement of safeties. Ambidextrous safeties are approved.
 - Replacement beavertail grip safeties are approved.
 - Replacement of hammers.
 - Replacement of magazine release buttons.
 - Replacement of slide stops.
 - Enlargement of ejection ports.

- Enlargement or replacement of magazine wells.
- Checkering of frames.
- Alteration of grip safety and grip tang.
- Cosmetic enhancements that do not give a competitive advantage such as custom grips, plating, etc.

- i) Internal modifications to improve accuracy, reliability, and function, are allowed, e.g., replacement barrels.
- j) Any unloaded handgun in it's ready condition but with the magazines inserted must fit within the confines of a box with the dimensions of 225 mm x 150 mm x 45 mm (tolerance of +1 mm, -0 mm).
- k) The holster and allied equipment i.e., speed loaders and magazine pouches, must comply with existing rules and must be worn behind the anterior superior spina iliaca or the highest, most forward point on the pelvic girdle. The maximum inside distance of the handgun and equipment may not be more than 50 mm from the competitor's torso while standing relaxed. Range Master may use reasonable discretion.

APPENDIX E

DIVISIONS

Modified Division

Major power factor floor	170
Minor power factor floor	125
Minimum bullet weight	No
Minimum bullet caliber	9 mm
Maximum weight	No
Minimum trigger pull	No
Magazine length restrictions	See box
Magazine capacity restrictions	No
50 mm from the body or torso	Yes
Move ladies belt loops	Yes
Compensators	Yes
Ports	Yes
Optic	Yes
Box	Yes with magazine inserted
.40 min. for major factor	Yes
Specific holster position	Yes
Modifications allowed	Yes
Production guns only	No

- a) Minimum caliber is 9mm
- b) Minimum caliber for Major Power Factor is 10 mm (.40 inches).
- c) Any unloaded handgun in it's ready condition with the magazine inserted must fit within the confines of a box with the dimensions of 225 mm x 150 mm x 45 mm (tolerance of +1 mm, -0 mm).
- d) Any handgun which satisfies all the requirements for Standard or Production Division may not be used or entered in Modified Division.
- e) The holster and allied equipment i.e., speed loaders and magazine pouches, must comply with existing rules and must be worn behind the anterior superior spina iliaca or the highest, most forward point on the pelvic girdle. The maximum inside distance of the handgun and equipment may not be more than 50 mm from the competitor's torso while standing relaxed. Range Master may use reasonable discretion.
- f) Any handgun which meets all the requirements of either Standard or Production Division may not be used or entered in Modified Division.

APPENDIX E

DIVISIONS

Production Division

Power factor floor	125
Minimum bullet weight	No
Minimum bullet caliber	9 mm
Maximum weight	No
Minimum trigger pull	Yes - 1 st . shot only
Maximum barrel length	5" (127mm)
Magazine length restrictions	Yes
Magazine capacity restrictions	No
50 mm from the body or torso	Yes
Move ladies belt loops	Yes
Compensators	No
Ports	No
Optics	No
Box	No
.40 min. for major factor	No
Specific holster position	Yes
Modifications allowed	Very limited
Production guns only	Only listed pistols No single actions

- a) Minimum caliber is 9mm
- b) Minimum Power factor 125-scored as Major
- c) Maximum barrel length is 127 mm (5").
- d) External modifications or replacement using non-factory components specifically not allowed.
- e) Internal replacements using non-factory components specifically not allowed.
- f) Internal modifications such as polishing or detailing of factory components are allowed.
- g) Single Action Pistols not allowed. First shot must be double action.
- h) Minimum trigger pull for the first shot - 5 lbs. (2.272 kg.)
- i) The holster and allied equipment (magazine pouches) must be worn behind the anterior superior spina iliaca or the highest, most forward point on the pelvic girdle. The maximum inside distance of the handgun and equipment may not be more than 50 mm from the competitor's torso while standing relaxed. Range Master may use reasonable discretion.
- j) All magazines must conform to the pistol manufacturer's original equipment specifications. Only magazines supplied as standard equipment with the firearm are acceptable. High capacity and extra capacity (e.g. +2) magazines are specifically not allowed. After market magazines may be substituted as long as they are the same overall length as the manufacturer's original.

APPENDIX E

DIVISIONS

Revolver Standard Division

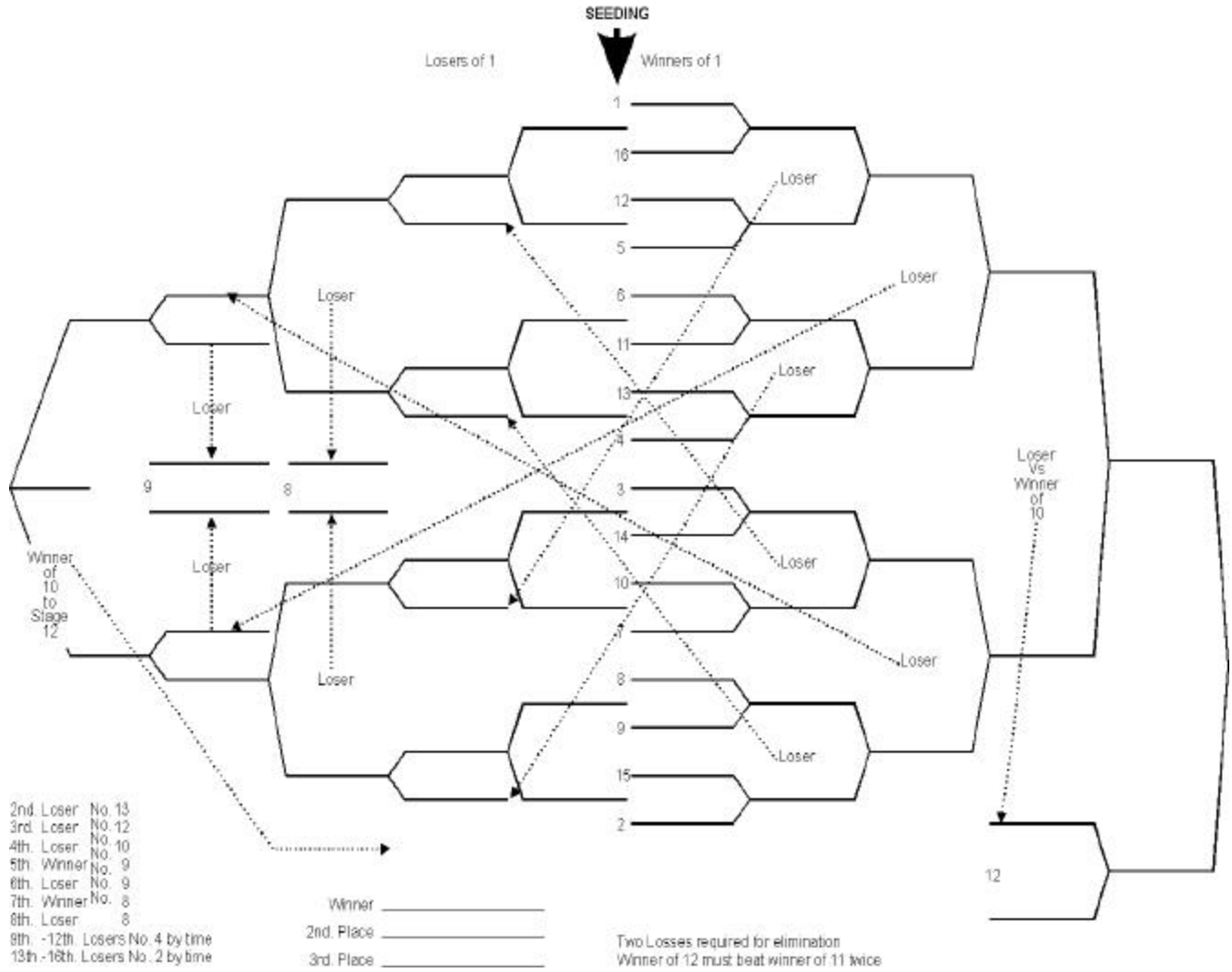
Major power factor floor	170
Minor power factor floor	125
Minimum bullet weight	No
Minimum bullet caliber	9 mm
Maximum weight	Yes (to be announced)
Minimum trigger pull	No
Magazine capacity restrictions	Load maximum of six rounds
50 mm from the body or torso	Yes
Move ladies belt loops	Yes
Compensators	No
Ports	No
Optics	No
Box	No
.40 min. for major factor	No
Specific holster position	Yes
Modifications allowed	Very limited
Production guns only	Yes

- a) Minimum caliber 9mm
- b) Minimum Power Factor for Major is 170
- c) Minimum Power factor for Minor is 125
- d) Any complete handgun manufactured by a factory and available to the general public.
- e) External modifications are not allowed except as follows:
 - replacement sights
 - replacement grips
 - replacement cylinder releases
- f) Internal modifications to improve function and reliability are allowed.
- g) Maximum of six (6) rounds loaded at any point.
- h) Prototypes not allowed.
- i) The maximum inside distance of the handgun and equipment may not be more than 50 mm from the competitor's torso while standing relaxed. Range Master may use reasonable discretion.

APPENDIX "F"

"J" LADDER

10 7 5 4 (Timed) 2 (Timed) 1 3 6 11 13



APPENDIX G

Recognition

Prior to a competition, match organizers may specify the recognized Divisions in a match or tournament.

In the absence of any restriction competitions shall recognize Divisions and Categories based on the number of registered competitors who actually complete the match as follows:

Divisions

Level III - Minimum of 10 competitors
Level IV & V - Minimum of 20 competitors

Categories

Division status must be achieved before Categories are recognized

All Levels - minimum of 5 competitors (see approved list below)

Team Categories

IPSC matches may recognize the following for team awards:

- All recognized Divisions

National Teams

- Within each recognized Division

National Ladies Category

National Junior Category

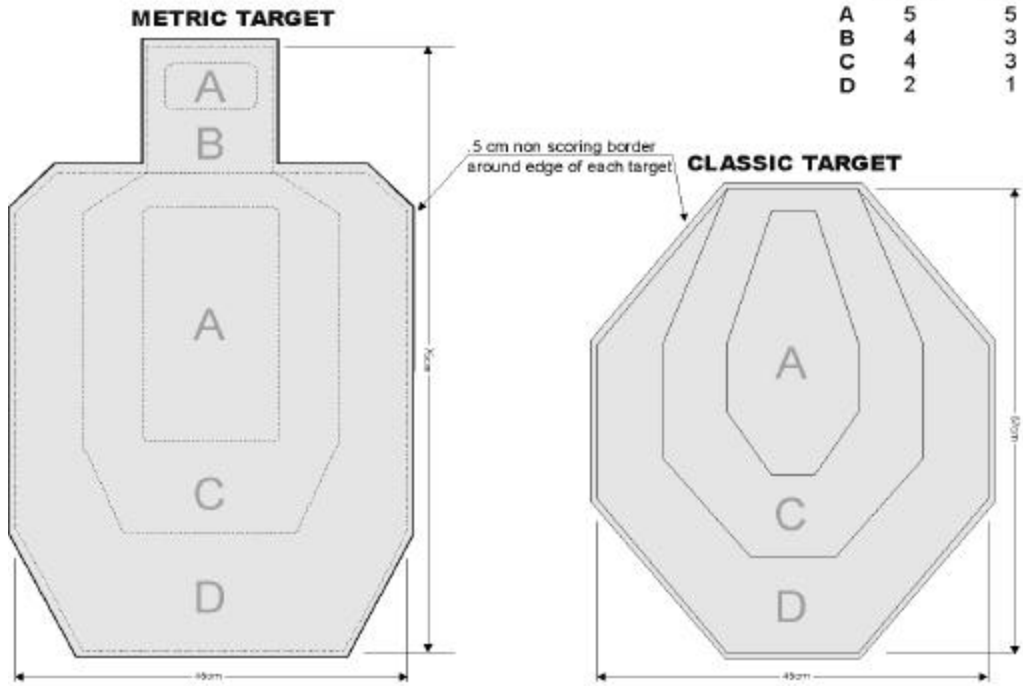
Non-Team Categories

Categories approved for recognition are as follows:

- 1) Lady
- 2) Junior - Competitors must under the age of 21 before December 31 in the year of the competition.
- 3) Senior - Competitors must be 51 years old or older before December 31 in the year of the competition.

APPENDIX "H" IPSC TARGETS

	Major	Minor
A	5	5
B	4	3
C	4	3
D	2	1



All procedural penalties, misses and hits on penalty targets will be assessed at twice the maximum value of a single hit.

INDEX

Subject	Section
Accidental Discharge	10.3.1
Accuracy	1.1.3
Alcohol	10.5.2
Altered Target Position	4.5.1.1
Ammunition	
Prohibited	5.5.3
Spare	5.5.2
Unsafe	5.5.4
Angles of Fire	2.1.2
Appeal Procedure	11.1
Appeals	11.1
Approaching Targets	9.1.1
Arbitration Committee	11.2
Procedures	11.5
Rulings	11.6
Time Limits	11.3
Assistance	8.6
Balance Speed, Accuracy & Power	1.1.3
Barriers	2.2.3
Belt	
Attachment.....	5.3.4
Divisions and Regulations.....	Appendix E
Female	5.3.4.1/2
Broken Firearm	5.7
Caliber	
Minimum.....	5.2.2
Divisions.....	Appendix E
Category	6.3/Appendix G
Changes to Ranges or Equipment	2.3
Charge Lines	
Introduction or Modification of.....	2.2.1.4
Penalties	10.1.4.1/2
Use of.....	2.2.1
Chief Range Officer	7.1.2
Chronograph	
Availability	5.6.4
Power Factor	5.6.2
Procedure.....	5.6.6
Verification	5.6.5
Classic Target.....	Appendix H
Climbing Barriers	2.2.2
Common Firing Line	2.1.7
Competition	
Categories.....	6.3/Appendix G
Divisions	6.2/Appendix E
General Principles	6.1
Levels	Appendix A
Competitor's Equipment Failure	5.7
Comstock Count	9.2.2.2
Penalties	9.4
Contest Types	6.1

Cooper Tunnel	
Construction	2.2.5
Penalties	10.1.4.6
Course Construction	
General Regulations	2.1
Criteria	2.2
Modification.....	2.3
Course Design	
General	1.1
Course Information	
General Regulations	3.1
Local, Regional and National Rules	3.3
Stage Briefings.....	3.2
Courses of Fire	
Basic Types	3.1
Publication	3.1
Cover Barricades	
Hard	3.2.4/4.1.5.2
Soft	4.1.5.1
Creeping	10.1.4.7
Difficulty	1.1.6
Disqualification	10.3all
Accidental Discharge	10.3.1
Finger Inside Trigger Guard	10.3.10-.12
Movement	10.3.12
Prohibited Substances	10.5
Team Member	6.4.6
Unsafe Gun Handling	10.3.2
Unsportsmanlike Behavior	10.4
Division	6.2/Appendix E
Disqualification.....	6.2.4
Failure to Declare.....	6.2.5-.7
Failure to Comply	6.2.5/-7
More Than One	6.2.3
Recognition.....	6.2.8/Appendix G
Diversity	1.1.4
Dropped Handgun	10.3.5&.16
Dropped Magazines	5.5.2
Drugs	10.5
Duty Rigs	5.3.6.2/5.3.7
DVC	1.1.3
Ear Protection	5.4
Extra Shots	9.4.4
Eye Protection	5.4
Failure to Engage	9.5.9
Moving Targets.....	9.9.2
Penalty	10.1.4.8
Fault Lines	
Barriers	2.2.3.2
Introduction or Modification of.....	2.2.1.4
Penalties.....	10.1.4.1/.2
Use of	2.2.1
Faulting	
No Shots Fired.....	10.1.4.1
Shots Fired	10.4.1.1/.2
Field Courses	1.2.1.3
Firing Line	2.1.7
Firing Positions	1.1.5

Freestyle	1.1.5
Handgun	
Distance From Body	5.3.2
Height	5.3.6.3
More Than One	5.2.7
Muzzle Angle	5.3.6.4
Primary Safety	5.2.5
Re-holstering	2.1.4/5.3.3
Replacement	5.2.6
Retention Tests	5.3.8
Shoulder Stocks	5.2.9
Ready Condition.....	8.1
Ready Position.....	8.2
Tie Down Rigs	5.3.6.1
Trigger Pull.....	5.2.4
Handguns	5.2/Appendix E
Handling of Firearms	
Course Requirements	2.14
Safety Area.....	2.4/10.3.3
Unsafe	10.3.2
Hard Cover	
Props	3.2.4
Concealed Targets	4.1.5
Holster	
Belt	5.3.4
Changing Position.....	5.3.5
Choice	5.3.5
Covered trigger	5.3.6.5
Duty Rigs	5.3.7
Equipment	5.3
Inside a tunnel.....	10.3.6
Position.....	5.3.2
Retaining strap.....	5.3.5
Retention test.....	5.3.8
Retention test during course of fire.....	2.2.7/10.1.4.10
Impenetrable Targets	9.1.5
Interference	8.6
IPSC Membership	6.5.1
Junior Category	Appendix G
Ladies Teams	Appendix G
League	6.1.6
Limited Division.....	Appendix E
Loaded Firearm	10.3.15
Magazines	
Division.....	Appendix E
Dropped.....	5.5.2
Spare.....	5.5.2
Major	Appendix E
Malfunctions	5.7
Management, Range	7.0
Match	
Definition	6.1.3
Director	7.1.5
Officials	7.1
Maximum Stage Points	9.2.2.2
Medium Courses.....	1.2.1.2
Metal Targets	
Authorized	4.3/Appendix D

Metric Target	Appendix H
Minor	Appendix E
Minimum Score	9.5.8
Modified Division	Appendix E
Movement	8.5/10.3.12
Moving Targets	
Penalties	9.9
Scoring	9.9.2
Muzzle	
Angle When Holstered	5.3.6.4
Direction	10.3.4
Open Division	Appendix E
Obstacles	2.1.6
Official Time	9.10
Penalties	10
Penalty in Lieu of Requirement	10.1.4.5
Penalty Targets	
Hits	9.4.2
Production Division	Appendix E
Pepper Poppers	
Configuration	Appendix C
Operation & Calibration	Appendix C
Scoring	Appendix C
Targets	4.1./2./3
Dimensions and Scoring	Appendix C/D/H
Planks	2.2.6
Plates	4.3/Appendix D
Platforms	2.2.6
Power	1.1.3
Power Factor	5.6
Procedural Penalty.....	10.1
Assistance/Interference	8.6
Targets - Approaching/Touching	9.1.1./2
Prone	10.1.4
Props.....	3.2.4
Protest Time Limit	11.3.1
Protest Fee	
Amount	11.4.1
Forfeited	11.4.2
Published Courses	3.1.1
Quality	1.1.2
Radial Tears	9.5.7
Range	
Changes	2.3
Commands	8.3
Equipment	4
Equipment Failure	4.5
Management	7
Master	7.1.4
Officer	7.1.1
Procedures	8
Procedure Change/Revision.....	2.3.1
Surface	2.1.5/4.4
Ready	
Conditions	8.1
Positions	8.2
Recognition of Divisions, Categories and teams	Appendix G

Re-holster	
Competitor's Option	5.3.3/8.5.2
Course Design	2.1.4
Reloading	8.4/10.3.2.1
Replacement Handgun	5.2.6
Representation	6.4/5
Revolver	
Division.....	Appendix E
Following Course of Fire	8.3.7/8
Ready Condition	8.1.1
Placing On Ground	10.3.5.2
Ropes	2.2.6.2
Rounds Loaded	8.1.4
Safe Distance	
Metal Targets	2.1.3/2.1.8.2
Safety	
Course Design	1.1.1
Glasses	5.4
Handguns	5.2.5
Host's Responsibilities	2.11
Impractical Behavior	2.1.4
Local Rules	3.3
Regulations	10
Safety Area	
Construction	2.4
Live or Dummy Ammunition.....	2.4.2/10.3.14
Use.....	2.4.1.4
Sanction	1.3
Scaling Aids	2.2.2/2.2.6.2
Schedule.....	6.6
Score Sheets	9.7
Scoring	
Methods	9.2
Misses.....	9.4.3/9.4.4.2
Penalties	10
Policy.....	9.5
Responsibility	9.8
Values.....	9.4
Verification	9.6
Senior Category	Appendix G
Shoot –Off	6.1.5/1.2.2.2
Short Courses	1.2.1.1
Shoulder Stocks	5.2.9
Sights	5.2.3/Appendix E
Speed.....	1.1.3
Speedloaders	5.5.1/2
Stage	6.1.1
Stage Briefings	
Information	3.2.2
Changes or Modifications.....	3.2.3
Requirement.....	3.2.1
Stage Points	9.2.2.2
Standard Exercises	6.1.2/1.2.2.1
Standby	8.3.4/10.1.4.7
String	6.1.2.1
Strong Hand	1.1.5/10.1.4.9
Sweeping.....	10.3.7

Targets	
Approaching	9.1.1
Authorized	4.1.1
Challenge	9.6.4-7
Dimensions and Scoring	Appendix H
Impenetrable	9.1.5
Malfunction	4.5
Placement.....	2.1.8
Prematurely Patched	9.1.3
Presentation	2.1.9
Safe Distance	2.1.3
Touching	9.1.2
Un-restored	9.1.4
Team Member	
Disqualification	6.4.6
Replacement	6.4.4/5
Teams	6.4
Tie Down Rigs	5.3.6.1
Ties	9.3
Timing Devices	9.10
Tournament	6.1.4
Trigger	
Covered	5.3.6.5
Pull	5.2.4
Shoes	5.2.8
Tunnels	2.2.4
Unsafe Gun Handling	10.3.2
Unsportsmanlike Behavior.....	10.4
Virginia Count	
Penalties	9.2.2.1
Scoring	9.4.4
Barriers, Climbing	2.2.2
Weak Hand	1.1.5/10.1.4.9
Draw	8.2.4